



SMART SOLID STEADY




INVESTOR PRESENTATION

January 2019

This presentation and the accompanying slides (the “Presentation”), which have been prepared by **Kamdhenu Limited** (the “Company”), have been prepared solely for information purposes and do not constitute any offer, recommendation or invitation to purchase or subscribe for any securities, and shall not form the basis or be relied on in connection with any contract or binding commitment what so ever. No offering of securities of the Company will be made except by means of a statutory offering document containing detailed information about the Company.

This Presentation has been prepared by the Company based on information and data which the Company considers reliable, but the Company makes no representation or warranty, express or implied, whatsoever, and no reliance shall be placed on, the truth, accuracy, completeness, fairness and reasonableness of the contents of this Presentation. This Presentation may not be all inclusive and may not contain all of the information that you may consider material. Any liability in respect of the contents of, or any omission from, this Presentation is expressly excluded

Certain matters discussed in this Presentation may contain statements regarding the Company’s market opportunity and business prospects that are individually and collectively forward-looking statements. Such forward-looking statements are not guarantees of future performance and are subject to known and unknown risks, uncertainties and assumptions that are difficult to predict. These risks and uncertainties include, but are not limited to, the performance of the Indian economy and of the economies of various international markets, the performance of the industry in India and world-wide, competition, the company’s ability to successfully implement its strategy, the Company’s future levels of growth and expansion, technological implementation, changes and advancements, changes in revenue, income or cash flows, the Company’s market preferences and its exposure to market risks, as well as other risks. The Company’s actual results, levels of activity, performance or achievements could differ materially and adversely from results expressed in or implied by this Presentation. The Company assumes no obligation to update any forward-looking information contained in this Presentation. Any forward-looking statements and projections made by third parties included in this Presentation are not adopted by the Company and the Company is not responsible for such third party statements and projections.

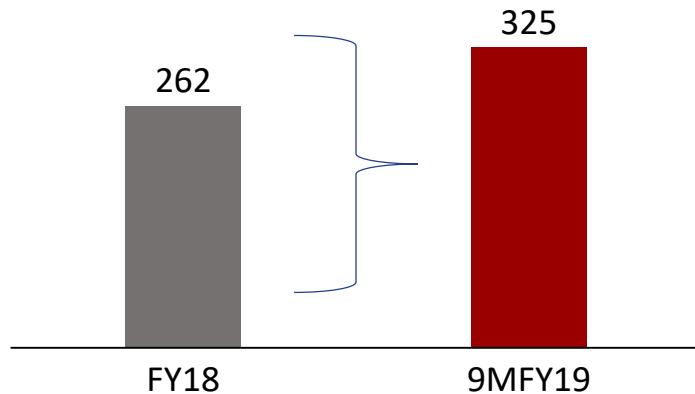


9M FY19 Financial Highlights

Revenue Rs. Crs (Excl. Trading)

“ Recouped its business strategy by reducing B2B Trading Sales ”

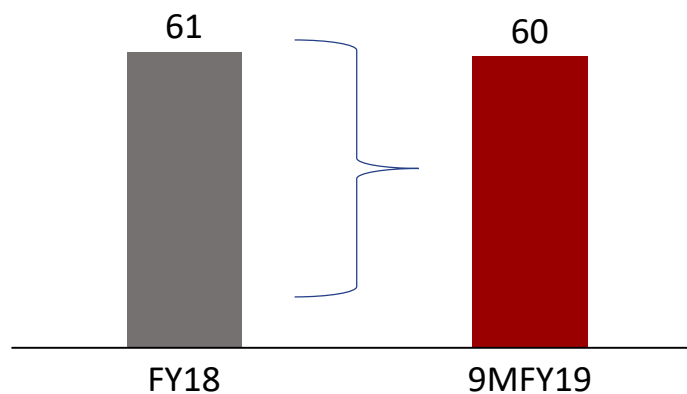
Surpassed FY18 Revenues



Royalty Income (Franchise) Rs. Crs

“ Focus on own manufacturing and Asset light franchisee based business ”

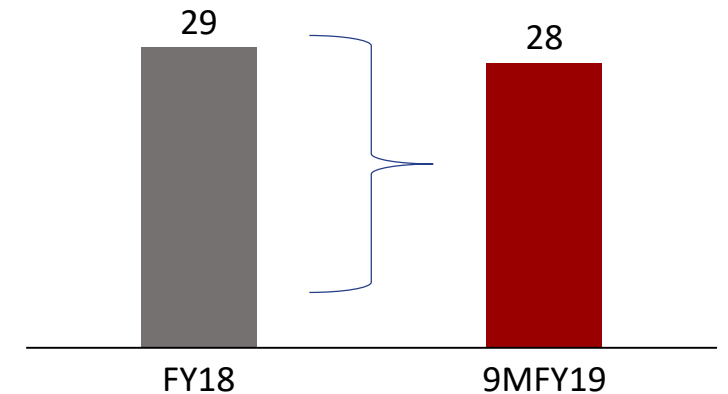
~98% of FY18 Royalty Income Achieved



PBT Rs. Crs

“ Improved in sustainability of Profits with Quality Earnings ”

~95% of FY18 PBT Achieved



Focus on High Margin business i.e. B2C Sales



Increase owned Manufacturing Capacity
- Ability to Innovate
Newer Products going ahead



1

Better Capital efficiencies
Due to lower Working Capital

2

Improved return ratios
ROE and ROCE

3

Increase in Market Share

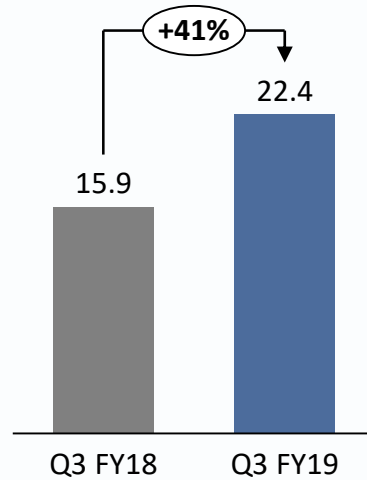
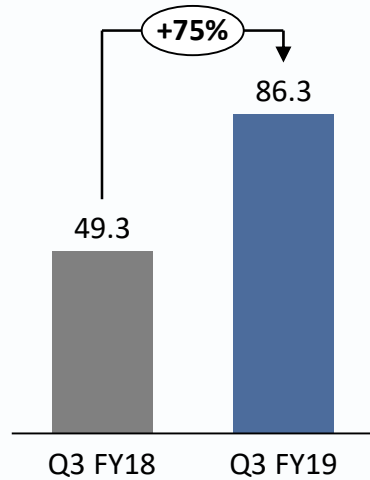
Core Steel TMT Business : Revenue Break-Up

Own Manufacturing

Royalty Income through Franchisee Sales

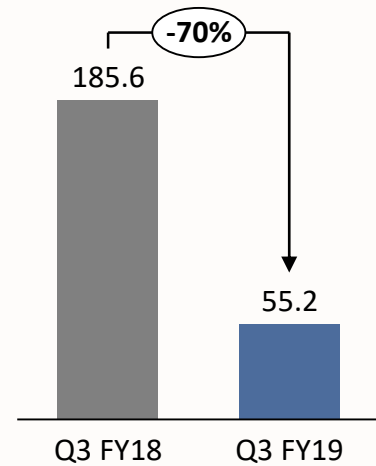
Trading Sales

Q3 FY19



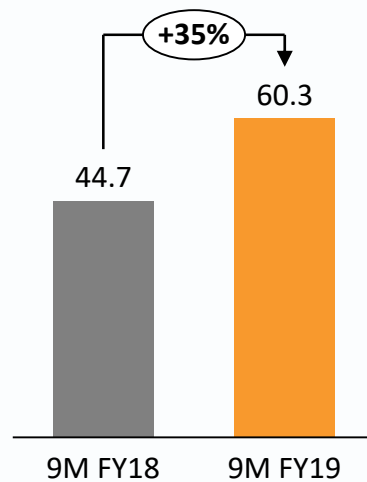
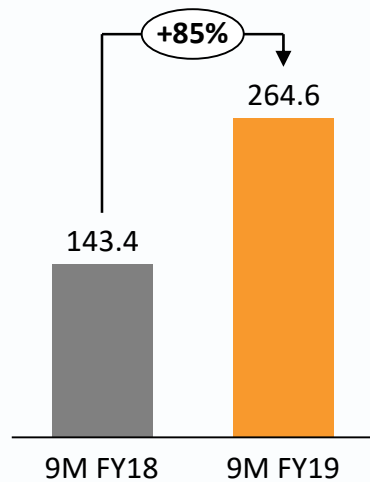
Increased Focus on Own Manufacturing & Franchisee Based Business

- Improved Margins
- Better efficiencies with Higher RoE and RoCE
- Increased B2C Sales



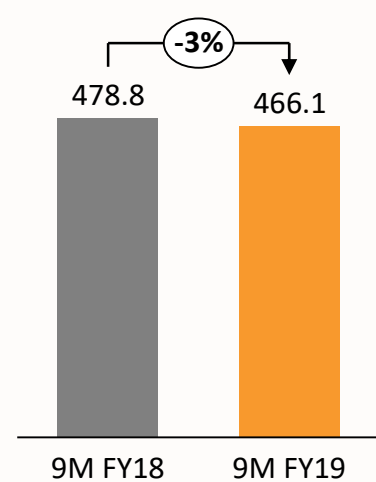
Rs. Crores

9M FY19



Reduced Trading Sales

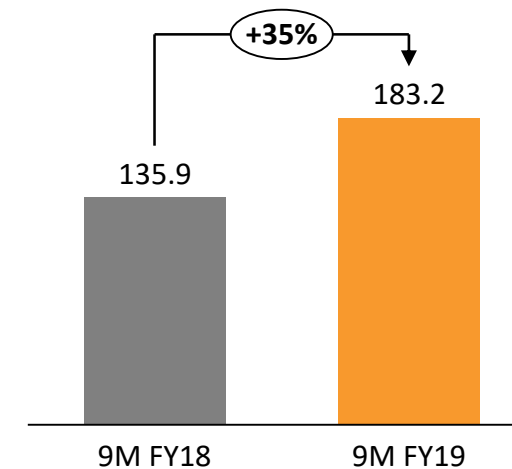
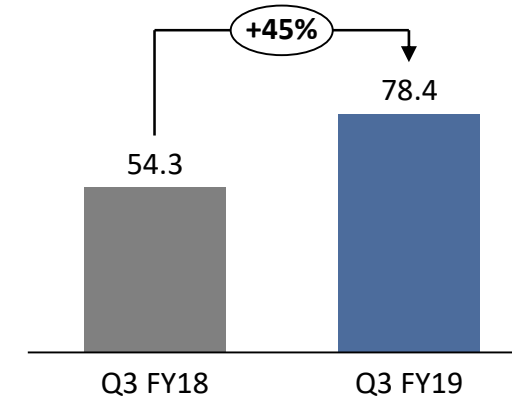
- Recouping business strategy by reducing B2B Trading Sales and Focus on improving efficiencies in Own Manufacturing and on franchisee based business model
- It has helped reduce Working Capital requirements



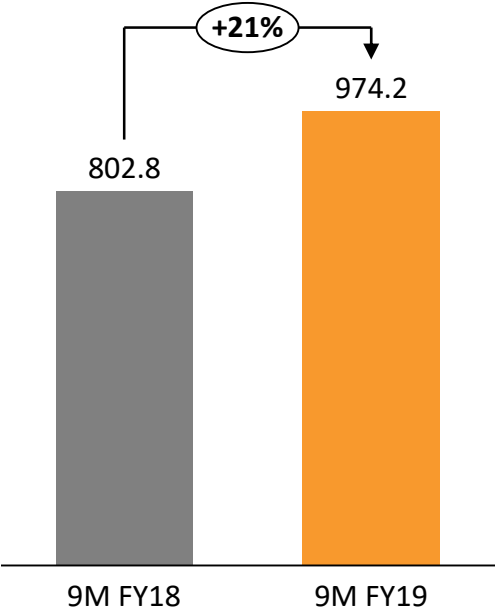
❑ **Hive-off of the Paint Division through a de-merger into a separate mirror image shareholding company**

- Better scope for independent growth of Steel & Paint Divisions
- Clear Management focus on each business - Steel & Paint Divisions
- Better Operational Efficiency
- Unlocking of value by listing both the divisions in two separate companies

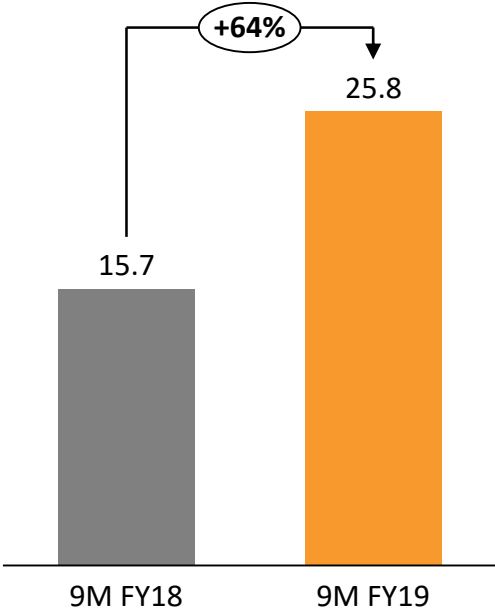
Revenues



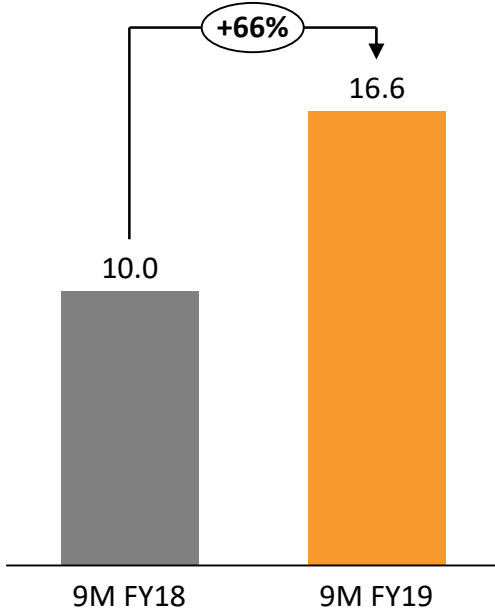
Revenue





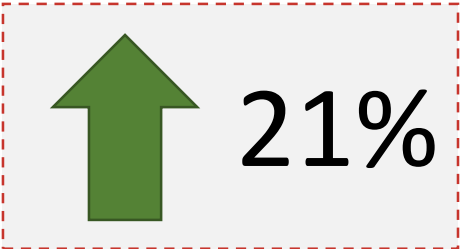
Profit Before Tax



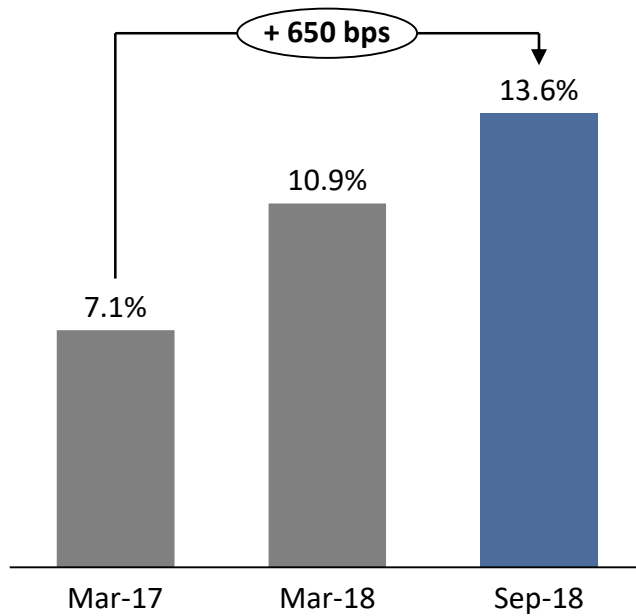
Profit after Tax



Rs. Crores

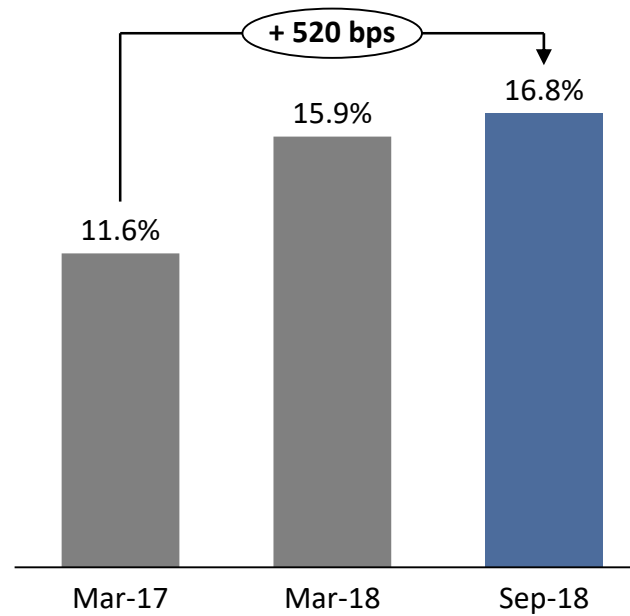


Return on Equity (ROE)



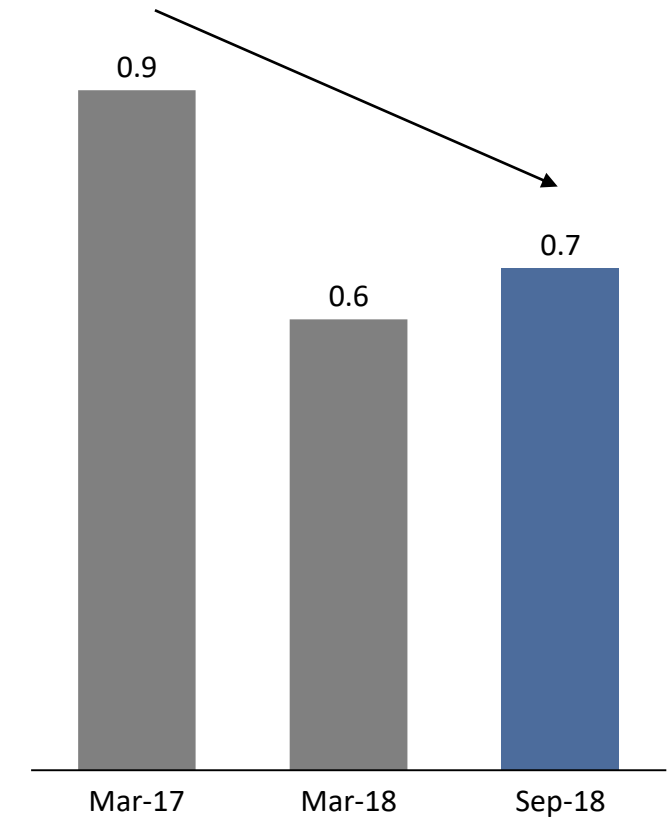
 **650 bps**

Return on Capital Employed (ROCE)



 **520 bps**

Debt to Equity Ratio



India's Leading Company

dealing with Manufacturing,
Distribution, Marketing &
Branding

Brand Turnover

Rs. 8,000+ Crores in FY18

Rs. 8,750+ Crores in 9MFY19

75+ Franchise Units to
manufacture steel rebars,
structural steel products & Colour
coated Profile Sheets

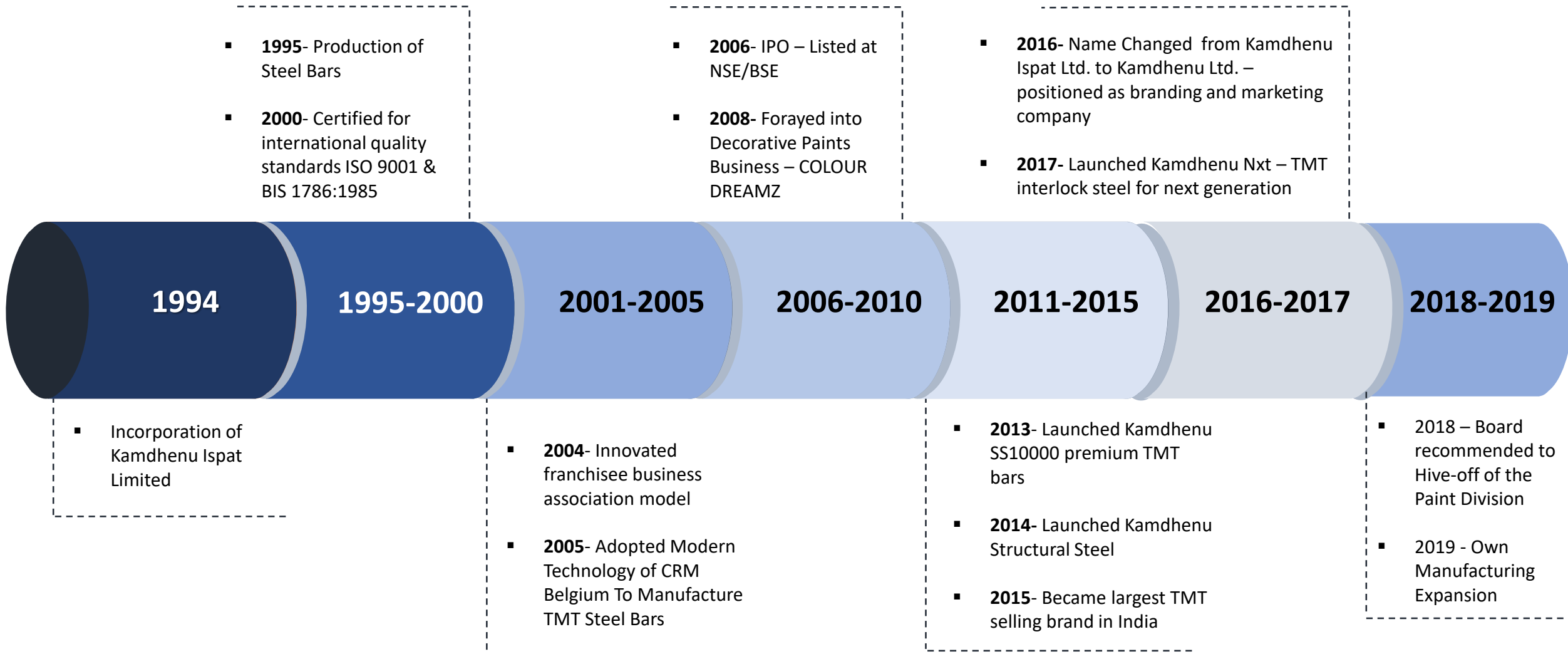
KAMDHENU is **Largest TMT**
selling brand in India

6,500 Dealers of Steel across
India

Kamdhenu Paints - **COLOUR**
DREAMZ decorative paint
amongst top brands

4,000 Dealers of Paint spread
across India







Unique Business Model

Kamdhenu Group

Innovator – We do Research and introduce new products based on Customer Requirement in the Market

Franchise Business Model helped in creating

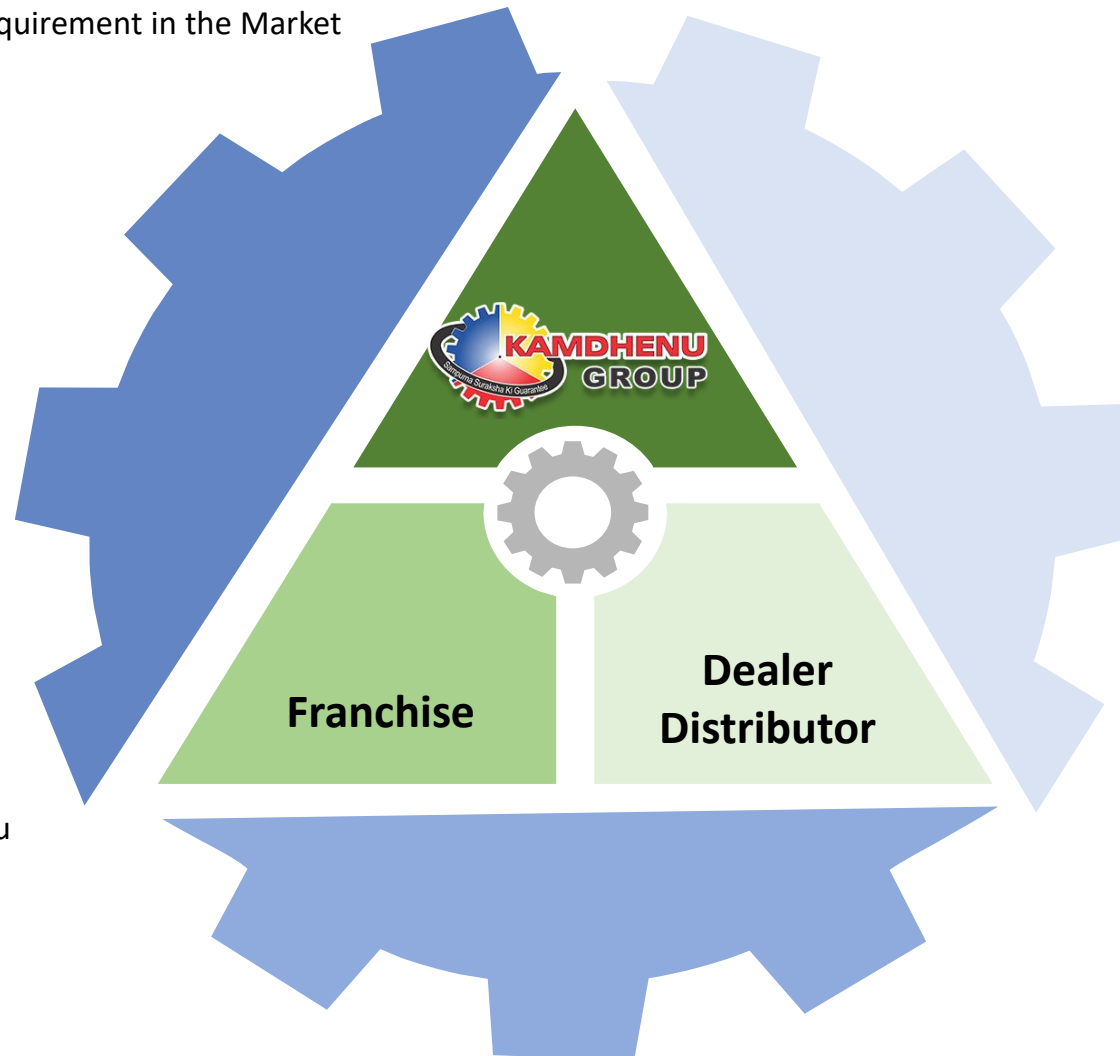
BRAND LEADERSHIP

in

STEEL RETAIL

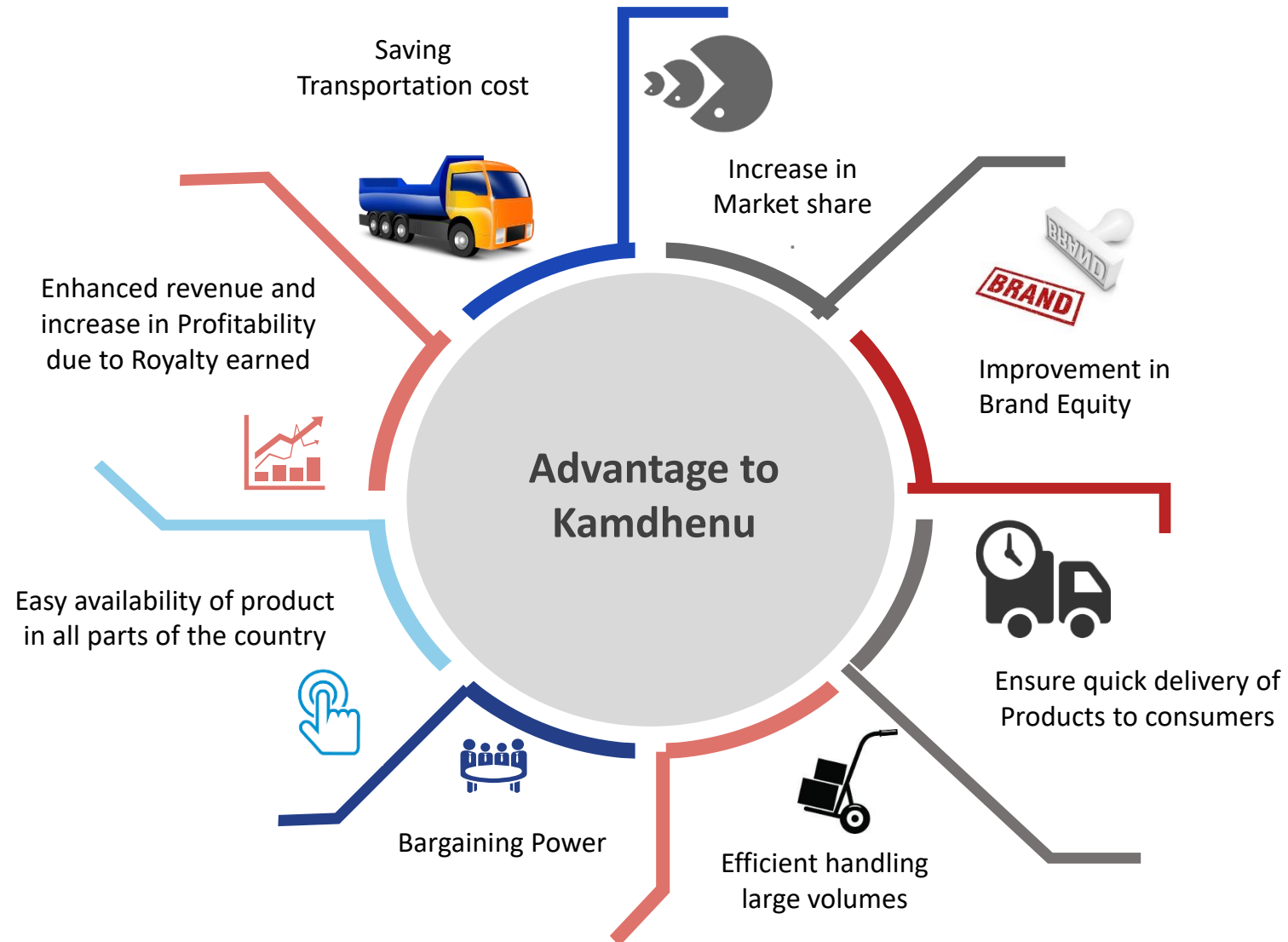
Franchise

Manufactures products based on technology, design and quality specifications provided by Kamdhenu



Dealers / Distributors

Committed chain of Dealers and Distributors connected with Franchisee / Sales Depot created by Kamdhenu





Expertise & Experience

We provide franchise units with our Expertise and Experience for an efficient business



Quality Assurance

Assurance of Quality from Kamdhenu gives comfort to End Customers



Ready Marketplace

Ready Platform in niche market giving facelift to unorganized sector / new enterprise



Centralized Publicity

Assistance to Centralized Publicity support of Kamdhenu



Brand "KAMDHENU"

Franchisee can leverage our brand "KAMDHENU"



Bank Funding

Our presence and brand grants them and easy & zero hassle availability of bank funding



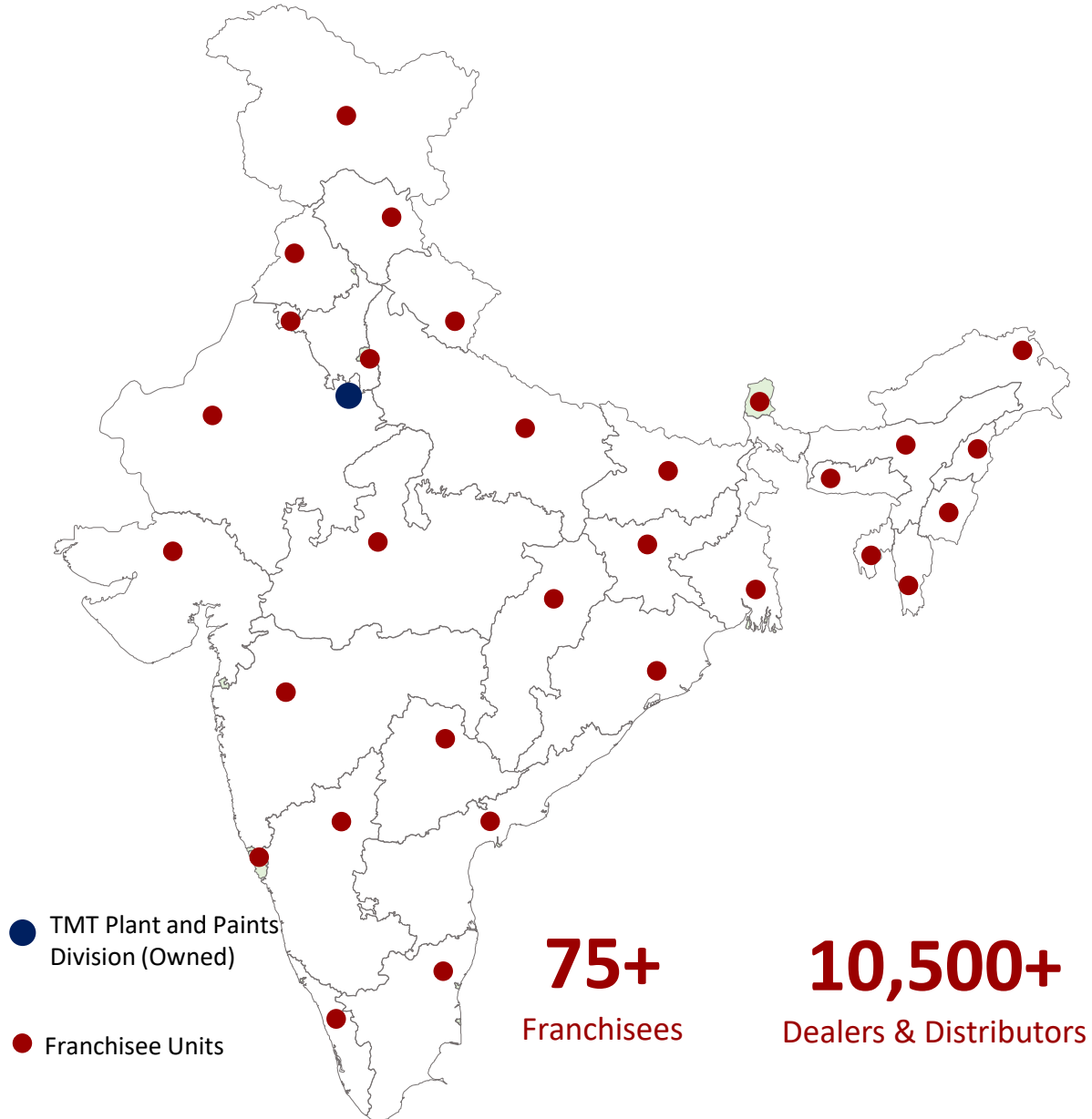
Marketing Network

Access to our Marketing Network across India



Capacity Utilization

This model gives franchisee manufacturers exceptional distinctiveness and enables them to earn premium on their products thereby leading to higher capacity utilization



Decentralized Outsourced Manufacturing Model

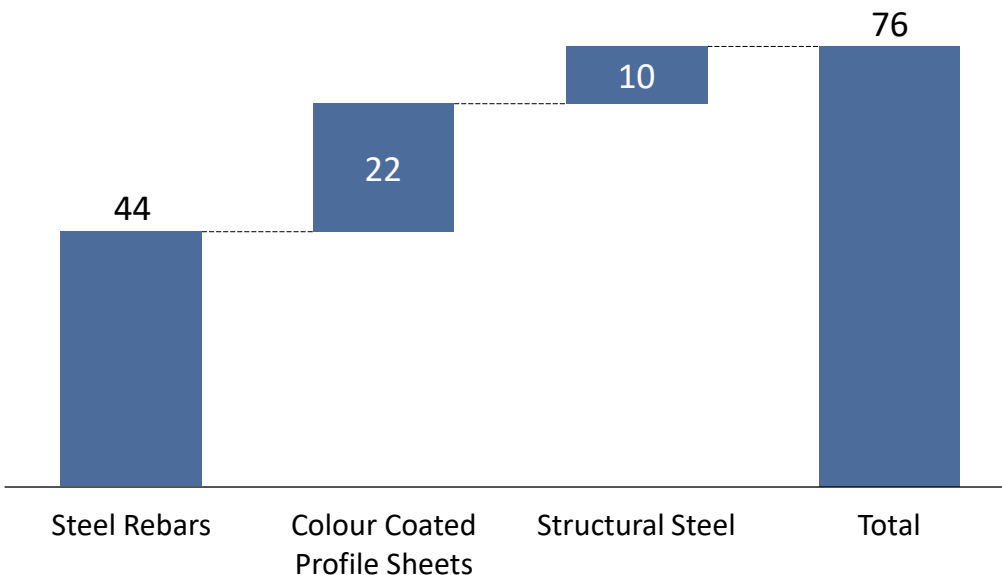
- **Communication** : Working with a local manufacturer makes the communication process easy. Real time conversations result in a better understanding of the specifics and preferences of the products by the Customer
- **Low Minimums**: Even the smaller quantity of the orders are delivered efficiently. This will help us penetrate even in the smaller Tier II & III cities of the Country
- **Quick Turn-Around Times** : Turnover time for manufacturing is faster with diversified manufacturers. The demand forecast is accurately known and the deliveries are planned accordingly
- **Transportation Costs** : Saving in Freight & Transportation Cost is reduced to a large extent with manufacturing near to the End Customer

Manufacturing Capacities - Franchises

Production Capacity :

- Steel Rebars – 25 Lacs MT per annum
- Structural Steel – 5 Lacs MT per annum
- Coloured Coated Profile Sheets – 2.5 Lacs MT per annum


Product wise Franchises



Company Owned - Manufacturing, R&D and T&D

Steel Division : Bhiwadi

- Small capacity of 72,000 MTPA to support innovation and product development
- Innovation Centre – Research & Development is done and new products / designs based on Customer Requirement in the Market are introduced
- Plant is being used as training centre for all technical staff deputed at the franchisee's unit
- The staff is trained on various technical, qualitative and commercial aspects



Branded Product Portfolio



Kamdhenu TMT Bars

TMT Bars are thermo-mechanically-treated through leading world tempcore based technology for high yield strength



Kamdhenu SS 10000 TMT Bars

TMT Bars are thermo-mechanically-treated through leading world tempcore based technology for high yield strength




Kamdhenu – Nxt TMT

Next Generation Interlock Steel and has got the angular double rib design having obtained all the rights to manufacture, market and sell double rib TMT bar



Kamdhenu Structural Steel

Produced under franchisee agreement multitude of special contours such as angles, channels, beams, flats, round & square



Kamdhenu Colour Max

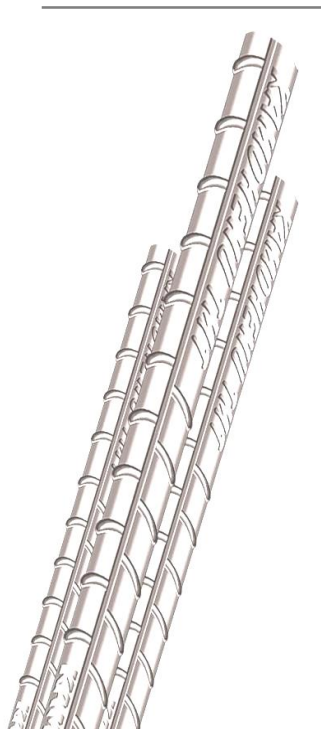
Colour Coated profile sheets – versatile color metal products make dream building look stylish and elegant



Kamdhenu Paint – *COLOUR DREAMZ*

Offers a basket of 40+ SKUs of the high end Exterior and Interior Emulsions, Designer Finishes, Stainers, distempers etc.

India's largest Branded TMT Bars



India's **Largest brand** in TMT (Thermo Mechanically Treated) steel bars with in-house capacity of **72,000 MT p.a.**



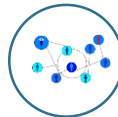
State-of-the-art **Tempcore Technology** from CRM, Belgium



44 Franchisee Units under “**KAMDHENU Brand**” steel rebars with the production capacity of **25 Lacs MT p.a.**



4% less weight per meter than normal and **20%** more strength



Huge dedicated marketing network of **6,500** dealers



Has **9 grades** and used in all types of construction works ranging from **Buildings to Dams**

KAMDHENU
SS 10000

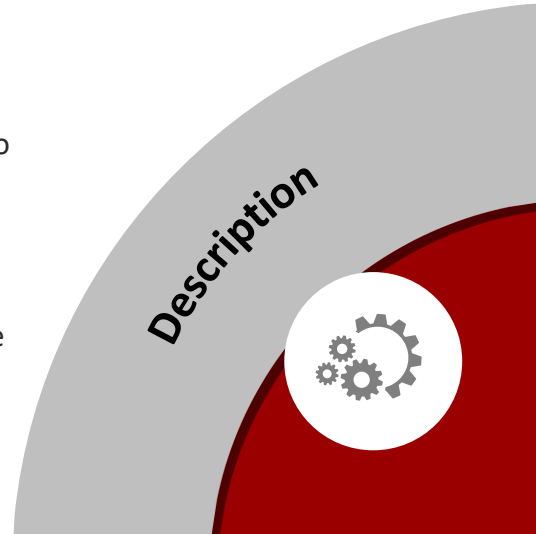
KAMDHENU Nxt
DOUBLE RIB TMT BAR

KAMDHENU Nxt and
KAMDHENU SS 10000 are
Premium Product Brands

Kamdhenu Limited manufactures Structural Steel under franchisee arrangement

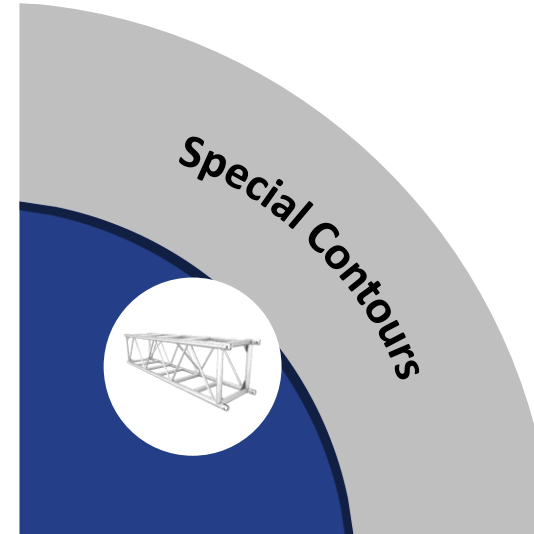
Description

- One such product which continues to pioneer new innovations
- It is counted as one of the most recycled material on Earth, made of 88% cast-off product, fully recyclable in the future



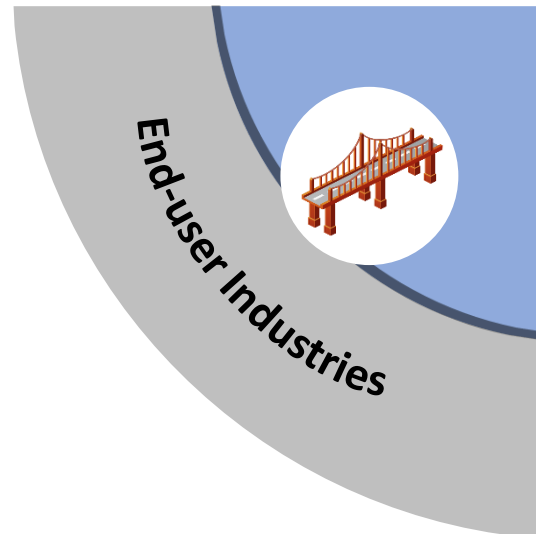
Special Contours

- Production of a multitude of special contours such as:
 - Angles,
 - Channels,
 - Beams,
 - Flats,
 - Round &
 - Square
 - Pipes



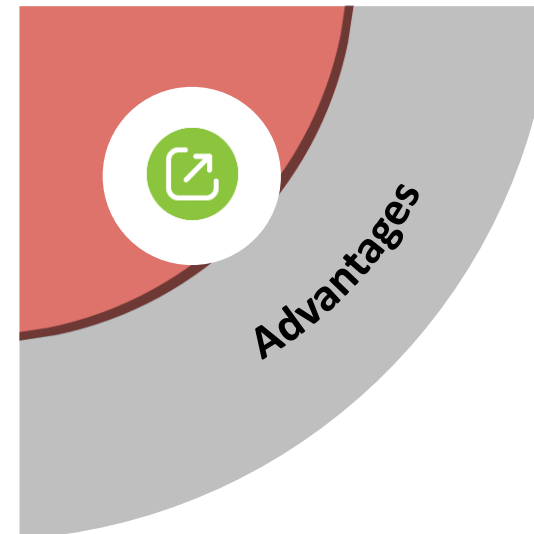
End-user Industries

- Industrial structures, flyovers, bridges, dams, transmission line towers, underground platforms in metro railways and other reinforcement structures across the country



Advantages

- High Strength and High Ductility
- Superior Bend ability, Weld ability and Straightness
- Available in every state of India
- Economic in Application
 - Lower sectional weight and higher strength technique
 - Highly cost-effective and save steel



Decorative Paints Among Top Brands in India



Commenced

Kamdhenu Paints – *COLOUR DREAMZ*
2008 set up its own unit for manufacturing of decorative Paints under its flagship brand



Market Position

Amongst the **Top Paints Company** in India



Capacity

Installed capacity of
~46,000 tonnes p.a.



Offerings

- Complete range of paint products
- Exterior & Interior Emulsions,
 - Water based primers,
 - Wood Finishes,
 - Aluminium Paints and
 - Textured & Designer Paints

"All the paint products are Eco-friendly ensuring that beauty of nature remains intact".



SKUs

40+ SKUs across **10+** product categories

Dealers

~4,000+ dealers associated with the company

Painters

16,000+ Registered painters of which **4,500+** are painters actively procuring

Sales Depots

32 Sales Depots across the country

Presence

21 States with Kamdhenu Paint's presence



Kamdhenu Paints Designer Gallery










30 designer galleries in operation across **8** states of India

- One-stop-shop solutions to customers as well as painters
- Newest offering from the company within the premium luxury wall finish segment
- Offers exclusive range of latest global trends in wall finishes, vibrant colours, textures and coatings, etc.









Extensive Product Range

Emulsions

Type	Premium		Regular
Exterior	 Weather Supreme	 Weather Classic	 Kamo Shield
	 Kamo Shine	 Velvety	 Sheen & Shine
Interior	 Richlook	 Kamo Silky	 Kamo Blaster

Primers

Type	Premium		Regular
Water Based			
	Exterior Sealer	1 st Quality	Universal Primer
Solvent Based			
	Wood Primer	Red Oxide	Universal Primer (ST)

Distempers

Distempers	 Kamosilky	 Bunty	 Kyson
------------	--	--	--

New Products

KAMODUAL
LUXURY EMULSION
For both Interior & Exterior Wall



KAMODUAL
PREMIUM EMULSION
For both Interior & Exterior Wall



Enamels



Kamolite
(High Gloss Enamel)

Stainers, Specialty and Other Coatings

Designer & Textured Paints



Kamo Replica
The Special Effect
Paint



Kamometallica
Metallic Lustre
Paint

Kamwood Wood Coatings



NC Lacquer



Melamine



NC Sanding
Sealer



Kamdhenu PU

Machine Colorants & Stainers



Kamotint –
Universal
Stainers



Colorants

Construction Chemicals



Kamocrete CRP
Concrete Repair
Product



Kamoproof ALW
WATER PROOFING
COMPOUND FOR
CEMENT MORTAR AND
CONCRETE



Kamoshoraseal
Anti Efflorescent
Primer



Kamoroofcoat
High Quality Liquid
Elastomeric
Waterproof Coating

Wall Putty



Kamoplast
Wall Putty



Kamocare
Wall Putty

Other Products

Kamoshine Luster Aluminum Paints, Kamoshine GP Aluminium Paint, Road Marking Paints, Kamolite Roof Paint, Kamolite Heat Resistant Paint, Kamolite Stoving Paint & Kniefing Paste Filler

Premium Wood Finish



Kamwood Premium Wood finishes works to protect and decorate wooden surfaces. It is clear in colour and highlights the natural grain of wood, enhancing the look and feel of the surface. The coat is moisture, fungus, heat resistant adding to the life of the wood surface. It can be applied to interiors and exterior

Water Proofing Solutions



Our specialized water proofing solutions are an aid to the household and industrial demands. We have set up its ultra-modern mechanized division for the development of variety of construction chemicals. Strict surveillance on behalf of proficient engineers with technical expertise is done so as to ensure the fineness of the product quality

Floor Coat



Kamo Floor Coat (KFC) is a specialized paint (based on Fast Track Emulsion) specially formulated for Exterior / terrace floor tiles, cement tiles and any walkways or plain cemented surfaces. Aimed at the segment having independent houses, bungalows, hotels, cooperative housing societies and resorts for giving a better looks to the cement floors.

Dual Primer

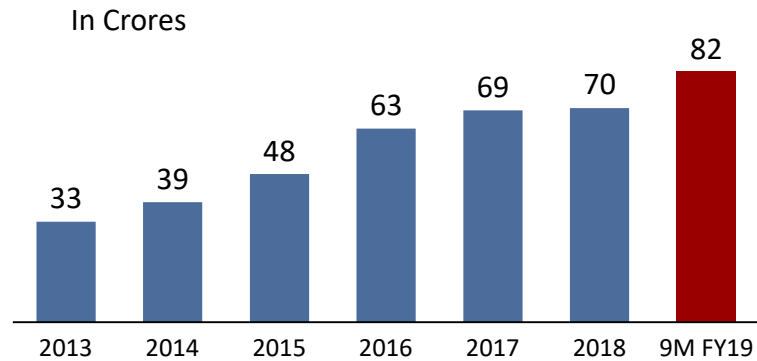


It's a unique primer which can be applied on the walls at exteriors and interiors both . It will be a unique product and gives dual benefits to dealers as they have to keep lesser inventory at shops followed with to the end consumer who doesn't have to buy two different primers for the same house, it will be economical to his pocket as well

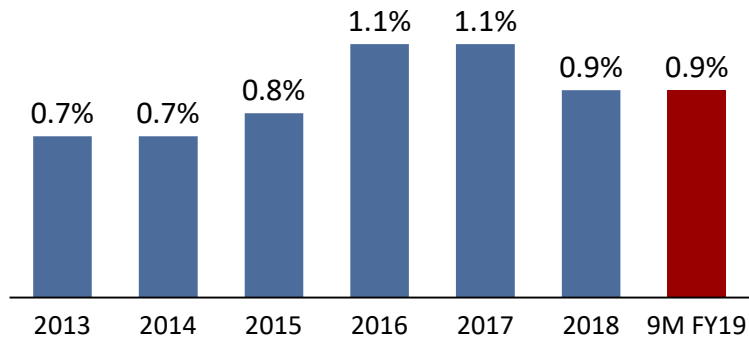


Brand “KAMDHENU”

Brand Expenses



Brand Expenses to Overall Brand Sales



Brand Creation over years



Premiumization of Products

- International Quality with competitive prices

Positive Relationship

- With Dealers and Distributors
- Provides Franchisee Partners with Marketing Strategies

Results

- Enhances Brand Association
- Gives Exceptional Distinctiveness to products
- Improves popularity among target customers

Brand “KAMDHENU” of Kamdhenu Limited is the best quality brand committed with Honesty, Transparency and Customer Satisfaction

Celebrity Participation in Business events

Kamdhenu has strategically used it's celebrity repertoire to create visibility at all levels



Madhuri Dixit



Anil Kapoor



Sonam Kapoor



Karisma Kapoor



Kareena Kapoor



Emraan Hashmi



Preity Zinta



Malaika Arora



Sonu Nigam



Govinda



Shilpa Shetty



Kanika Kapoor



Kangana Ranaut



Dia Mirza



Karishma Tanna

Medium	Partner Newspapers		
National Newspapers			
Regional Newspapers	 Rajasthan Patrika	 (Jansatta)	 (Punjab Kesari)



The Kamdhenu brand is prominent across the country, with wide presence in electronic, print as well as outdoor media – which is complemented by brand awareness enhancing events

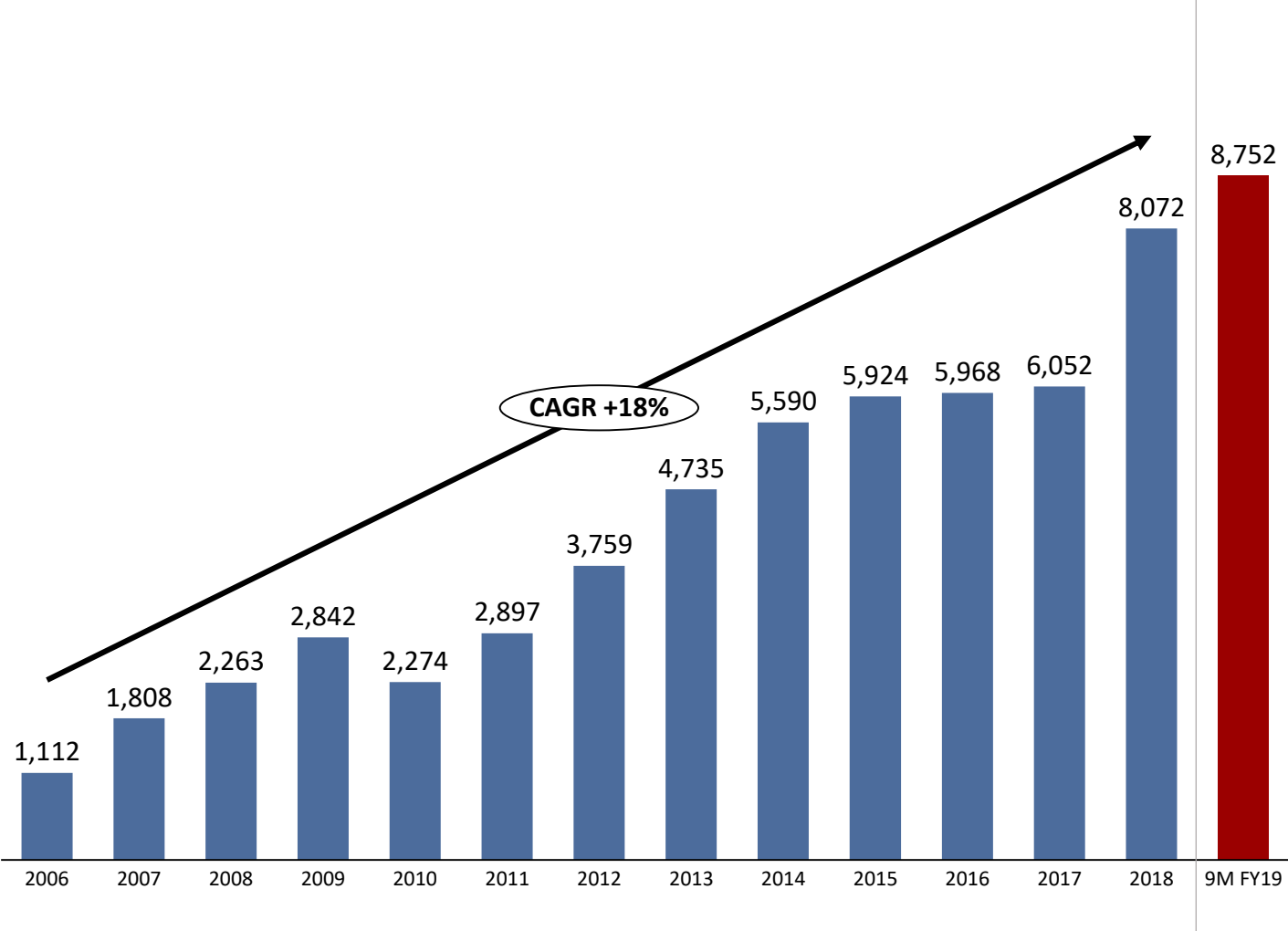
TARGET KA BADSHAH - Dealer/Distributor Awards




Notable celebrity affiliations through brand promotions, event participations have helped strengthen the emotional connect with dealers where relationships were formative



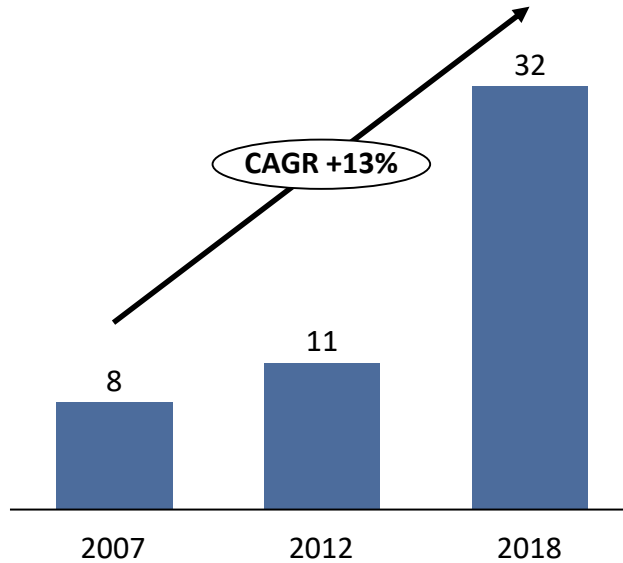
Kamdhenu Brand Sales Turnover (In Rs. Crs)





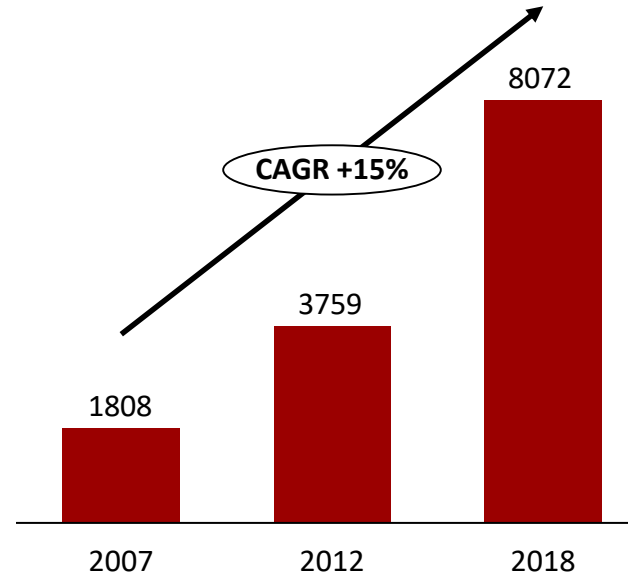
Vision 2020

Increased Capacity



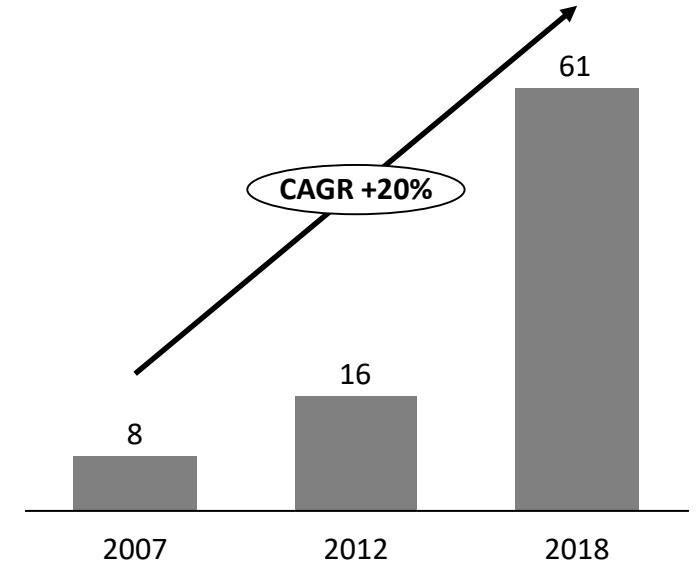
50 Lakh
Metric Tonne
by 2022

Increase in Brand Revenue (Rs. Crs)



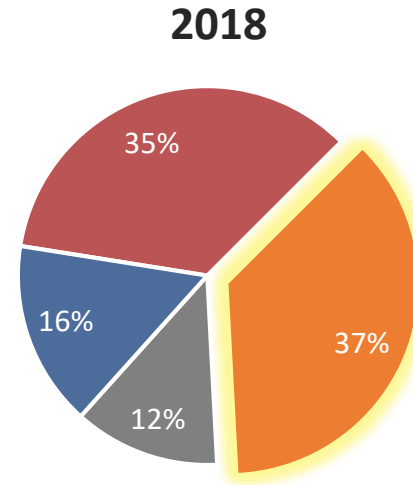
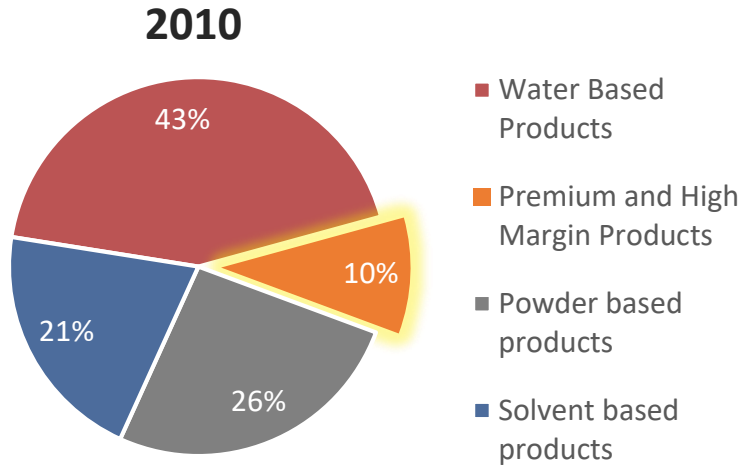
Rs.12,000 crs
by 2020

Increase in Royalty Income (Rs. Crs)



Rs. 100 crs
by 2020

Breakup of Revenue

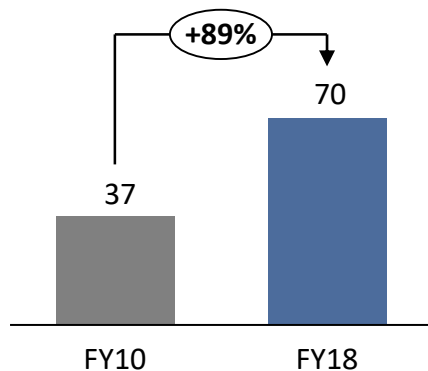


A targeted dealer network with a core focus on premium products

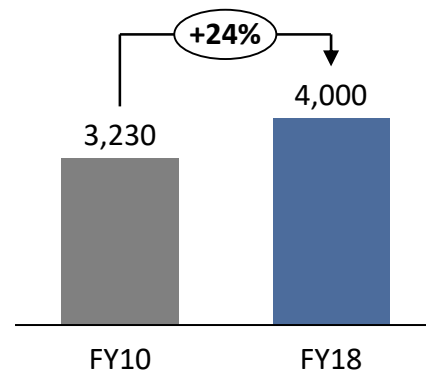
- Penetration can be easily tripled in 5 years through new dealers. Currently there are 50,000 + Dealers in India whereas we currently have ~ 4,000
- Potential for segmental expansion – Venture to non-decorative paints
- Reducing Re-painting Cycle
- Tapping the Under-penetrated Markets
- Targeting Urban markets through Institutional Business
- Capturing Market Share from Unorganized Players

Reducing the low priced dealers to focus on Premium Products

Average Selling price per KG/Ltr



No. of Dealers





Affordable Housing

The market potential of affordable housing projects in the country is expected to touch Rs 6.25 trillion by 2022

Construction Sector



Housing For All

India will need to construct 43,000 houses every day until 2022 to achieve the vision of Housing for All by 2022

Paint Sector



Premiumization

Contribution of Premium Products relatively low in the Emerging Economy, with urbanization the demand for premium products will increase

Kamdhenu Brand



Leveraging Brand

Kamdhenu as a brand will be able to leverage its position through its strong dealer network



Management Team



Mr. Satish Kumar Agarwal
Chairman & Managing Director



Mr. Sunil Kumar Agarwal
Whole Time Director



Mr. Saurabh Agarwal
Whole Time Director



Mr. Sachin Agarwal
Whole Time Director



Mr. Mahendra Kumar Doogar
Director



Mr. Radha Krishna Pandey
Director



Mr. Ramesh Chand Surana
Director



Mrs. Nishal Jain
Director



Mr. Harish Kumar Agarwal
CFO



**WINNER OF THE
WORLD'S GREATEST BRAND
2015 ASIA & GCC**

**World's Greatest
Brands 2015 amongst
Asia & GCC**



VALIDATED BY CONSUMERS & INDUSTRY
Category: Manufacturing-Steel-Promising
Country: India

**Asia's Most Promising Brand
2015-16 by World Consulting &
Research Corporation**



**Indian Power Brand
2016 Award**



**World's Greatest Brands
2017-18 amongst Asia &
GCC for Steel as well as
Paints Division**



Financials

Q3 & 9M FY19 - Statement of Profit & Loss



Particulars (Rs. Crs.)	Q3FY19	Q3FY18	Y-o-Y	Q2FY19	Q-o-Q	9MFY19	9MFY18	Y-o-Y
Net Revenue from Operations	242.3*	305.1	-21%	332.1	-27%	974.2	802.8	21%
Cost of Material Consumed	108.9	69.2		100.6		301.7	186.2	
Purchase of Stock-in-Trade	61.4	185.7		166.6		471.2	475.6	
Change in Inventories	5.3	-4.0		-1.5		2.6	-13.9	
Total Raw Material	175.6	251.0		265.7		775.5	648.0	
Employee Expenses	11.6	10.0		11.6		35.3	29.8	
Other Expenses	41.7	32.9		42.1		123.7	95.0	
Other Income	0.1	0.4		0.1		0.3	1.0	
Depreciation	1.8	1.8		1.8		5.6	5.0	
EBIT	11.7	9.7	20%	10.9	7%	34.3	26.0	32%
Finance Cost	3.2	3.1		2.8		8.5	10.3	
Profit before Tax	8.5	6.6	29%	8.1	6%	25.8	15.7	64%
Tax	3.0	2.5		2.9		9.2	5.7	
Profit After Tax	5.5	4.1	32%	5.2	5%	16.6	10.0	66%
EPS	2.24	1.76		2.14		6.81	4.28	

*Q3FY19 revenues are lower on account of reduced trading sales

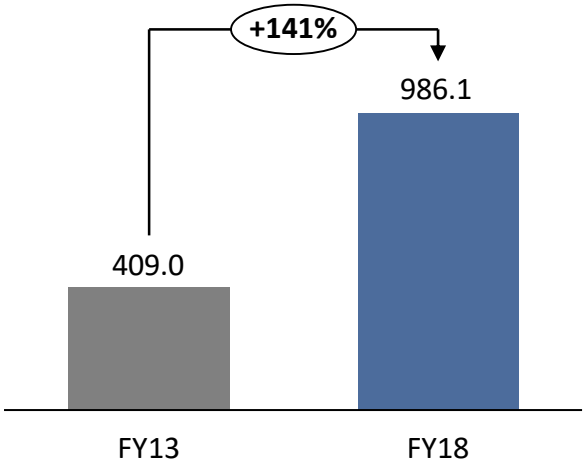
Balance Sheet as on 30th September, 2018



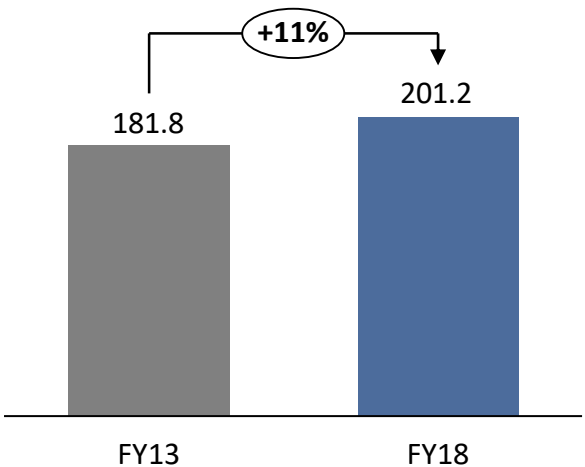
Particulars (Rs. Crs.)	30 th Sept 2018	31 st Mar 2018
Equity Share Capital	24.4	23.4
Other Equity	128.9	120.2
Total Equity	153.3	143.6
Financial Liabilities		
Borrowings	0.7	0.6
Other Liabilities	7.6	8.2
Provisions	3.4	3.2
Deferred Tax Liabilities (Net)	9.3	9.6
Total Non Current Liabilities	21.0	21.6
Financial Liabilities		
Borrowings	102.8	86.5
Trade Payables	103.1	106.2
Other Financial Liabilities	6.2	3.6
Other Current Liabilities	7.2	12.3
Provisions	0.5	0.3
Current Tax Liabilities (Net)	0.2	0.8
Total Current Liabilities	220.1	209.7
Total Equity and Liabilities	394.4	374.9

Particulars (Rs. Crs.)	30 th Sept 2018	31 st Mar 2018
Non Current assets		
Property, Plant and Equipment's	73.3	74.4
Capital Work in Process	2.2	-
Financial Assets		
Investments	2.7	2.7
Loans	0.0	0.1
Other Financial Assets	2.1	1.5
Other Non-Current Assets	4.5	3.3
Total Non Current Assets	84.8	82.0
Current Assets		
Inventories	73.2	66.9
Financial Assets		
Trade Receivables	191.5	186.4
Cash and Cash Equivalents	4.0	7.9
Bank Balances	2.9	1.9
Loans	0.4	0.3
Other Financial Assets	1.5	0.6
Other Current Assets	36.0	28.9
Total Current Assets	309.5	293.0
Total Assets	394.4	374.9

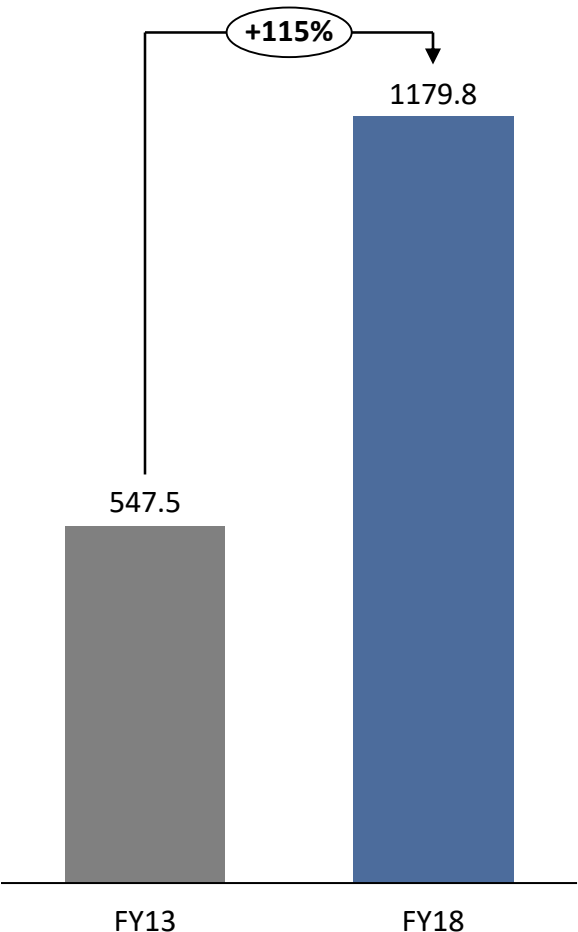
Revenue - Steel business



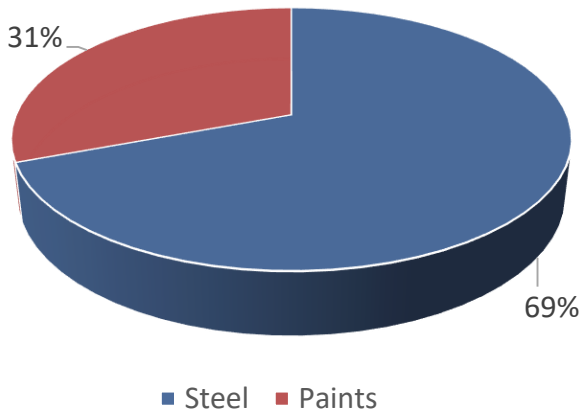
Revenue - Paint business



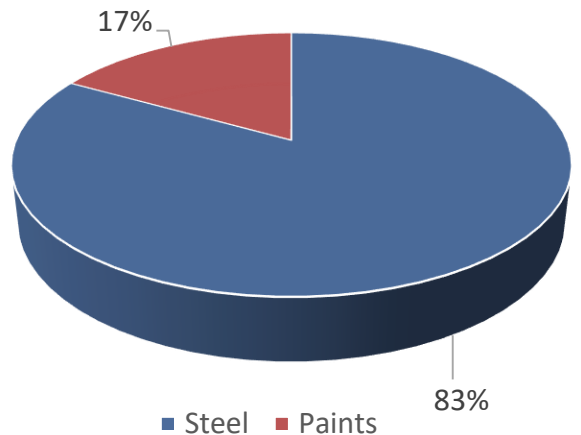
Total Revenue



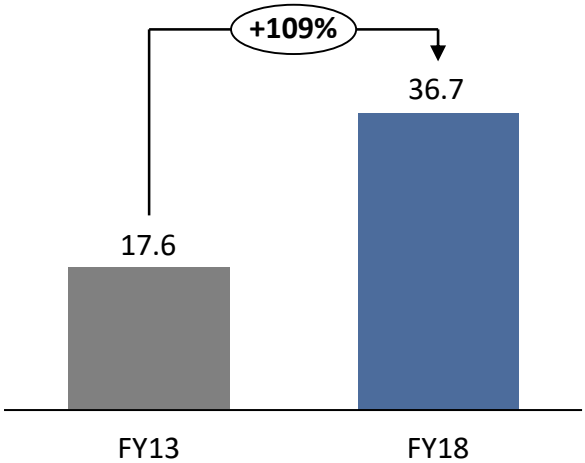
Segmental Breakup - FY13



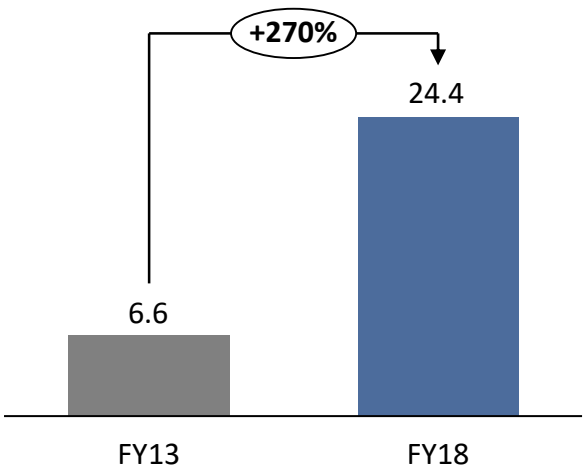
Segmental Breakup - FY18



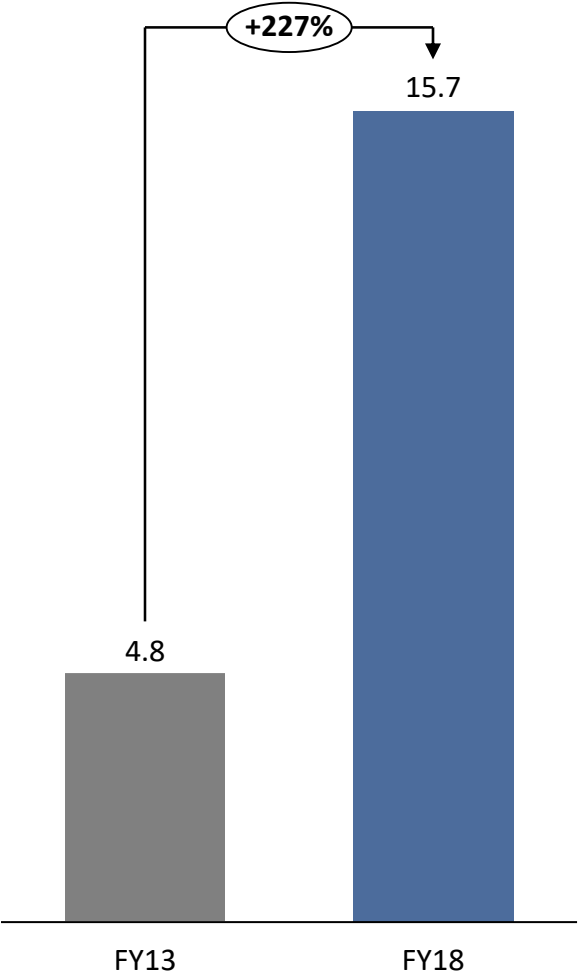
EBIT



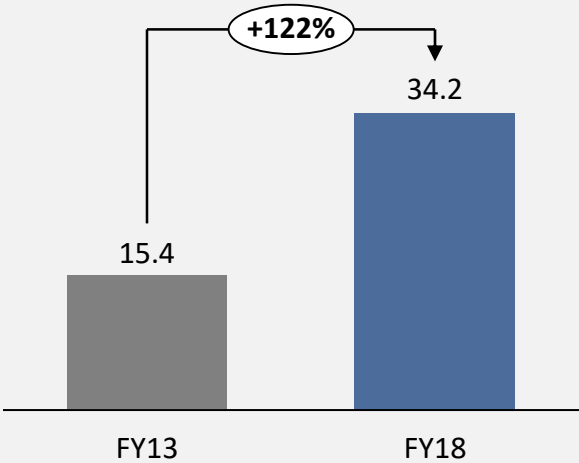
PBT



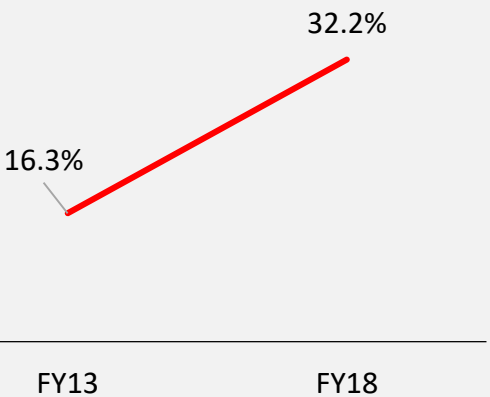
PAT



EBIT - Steel business



RoCE (%) – Steel business



Historical Profit & Loss Trend



Particulars (Rs. Crs)	FY18*	FY17*	FY16	FY15	FY14	FY13
Revenue	1,179.8	824.9	841.2	968.0	921.7	547.5
Total Raw Material Cost	968.8	634.8	667.8	821.9	793.8	427.8
Employee Expenses	40.5	34.0	30.9	24.1	21.9	21.2
Other Expenses	126.8	123.5	110.9	92.1	81.0	77.5
Other Income	0.7	0.5	0.5	0.4	0.4	0.9
Depreciation	7.7	7.7	5.2	5.4	4.7	4.3
EBIT	36.7	25.5	26.9	24.9	20.6	17.6
Finance costs	12.3	13.7	14.5	13.0	11.4	11.0
PBT	24.4	11.7	12.4	11.9	9.2	6.6
Tax	8.7	3.6	4.3	3.9	3.3	1.8
PAT	15.7	8.1	8.1	8.0	6.0	4.8
EPS	6.70	3.46	3.48	3.43	2.54	2.08

*As per Ind-AS

For further Information, please contact :



CIN: L27101DL1994PLC134282

Mr. Harish Kumar Agarwal
Group CFO & Head-Legal

hkagarwal@kamdhenulimited.com

www.kamdhenulimited.com

SGA Strategic Growth Advisors

CIN: U74140MH2010PTC204285

Mr. Deven Dhruva / Mr. Rohan Adhiya
+91 9833373300 / +91 9833219522

deven.dhruva@sgapl.net / rohan.adhiya@sgapl.net

www.sgapl.net
