




Investor Presentation

May 2018

This presentation and the accompanying slides (the “Presentation”), which have been prepared by **Kamdhenu Limited** (the “Company”), have been prepared solely for information purposes and do not constitute any offer, recommendation or invitation to purchase or subscribe for any securities, and shall not form the basis or be relied on in connection with any contract or binding commitment what so ever. No offering of securities of the Company will be made except by means of a statutory offering document containing detailed information about the Company.

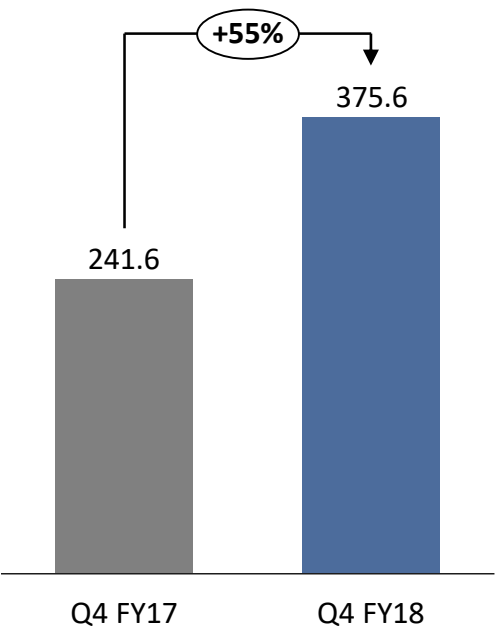
This Presentation has been prepared by the Company based on information and data which the Company considers reliable, but the Company makes no representation or warranty, express or implied, whatsoever, and no reliance shall be placed on, the truth, accuracy, completeness, fairness and reasonableness of the contents of this Presentation. This Presentation may not be all inclusive and may not contain all of the information that you may consider material. Any liability in respect of the contents of, or any omission from, this Presentation is expressly excluded

Certain matters discussed in this Presentation may contain statements regarding the Company’s market opportunity and business prospects that are individually and collectively forward-looking statements. Such forward-looking statements are not guarantees of future performance and are subject to known and unknown risks, uncertainties and assumptions that are difficult to predict. These risks and uncertainties include, but are not limited to, the performance of the Indian economy and of the economies of various international markets, the performance of the industry in India and world-wide, competition, the company’s ability to successfully implement its strategy, the Company’s future levels of growth and expansion, technological implementation, changes and advancements, changes in revenue, income or cash flows, the Company’s market preferences and its exposure to market risks, as well as other risks. The Company’s actual results, levels of activity, performance or achievements could differ materially and adversely from results expressed in or implied by this Presentation. The Company assumes no obligation to update any forward-looking information contained in this Presentation. Any forward-looking statements and projections made by third parties included in this Presentation are not adopted by the Company and the Company is not responsible for such third party statements and projections.

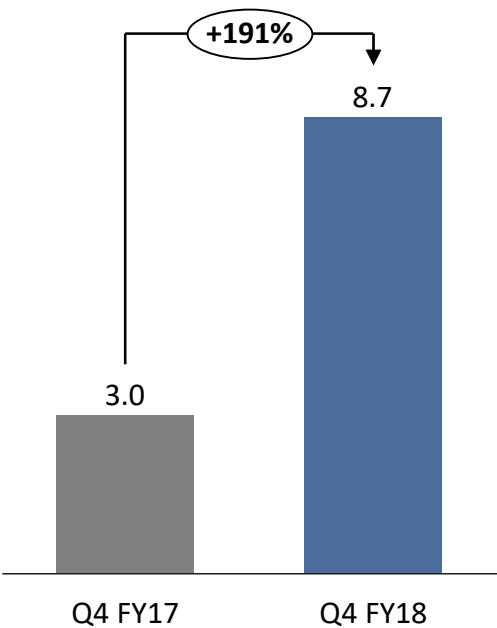


Q4 & FY18 Financial Highlights

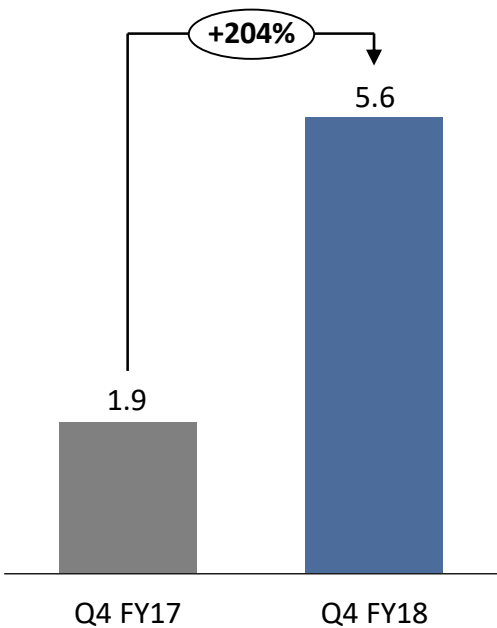
Revenue



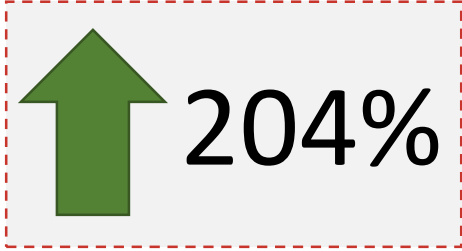


Profit Before Tax



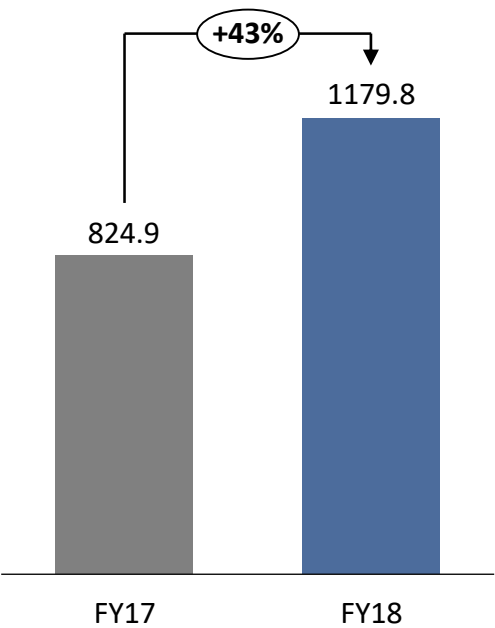
Profit after Tax



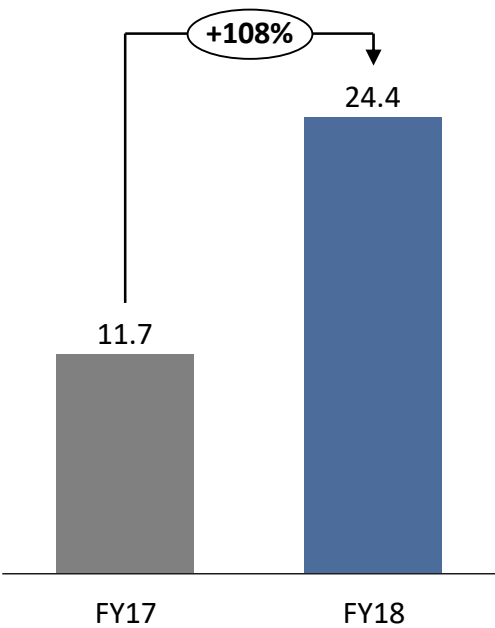
Rs. Crores



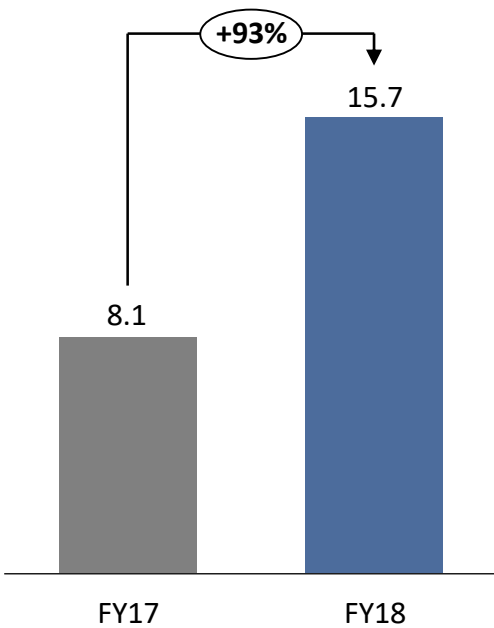
Revenue






Profit Before Tax



Profit after Tax



Rs. Crores



India's Leading Company

dealing with Manufacturing,
Distribution, Marketing &
Branding

Brand Turnover
over

Rs. 8,000 Crores

75+ Franchise Units to

manufacture steel rebars,
structural steel products & Colour
coated Profile Sheets

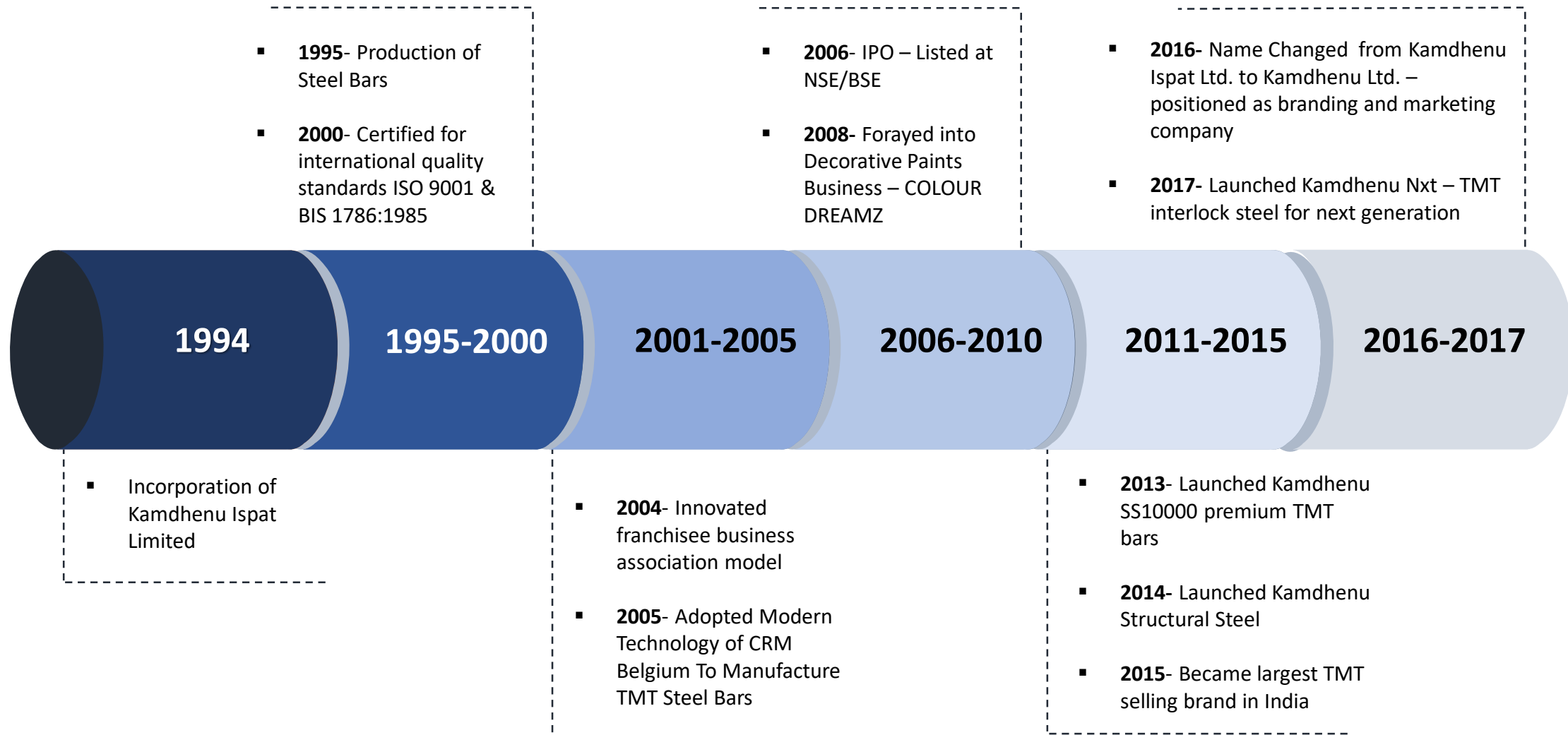
KAMDHENU is **Largest TMT**
selling brand in India

6,500 Dealers of Steel across
India

Kamdhenu Paints - **COLOUR**
DREAMZ decorative paint
amongst top brands

4,000 Dealers of Paint spread
across India







Unique Business Model

Kamdhenu Group

Innovator – We do Research and introduce new products based on Customer Requirement in the Market

Franchise Business Model helped in creating

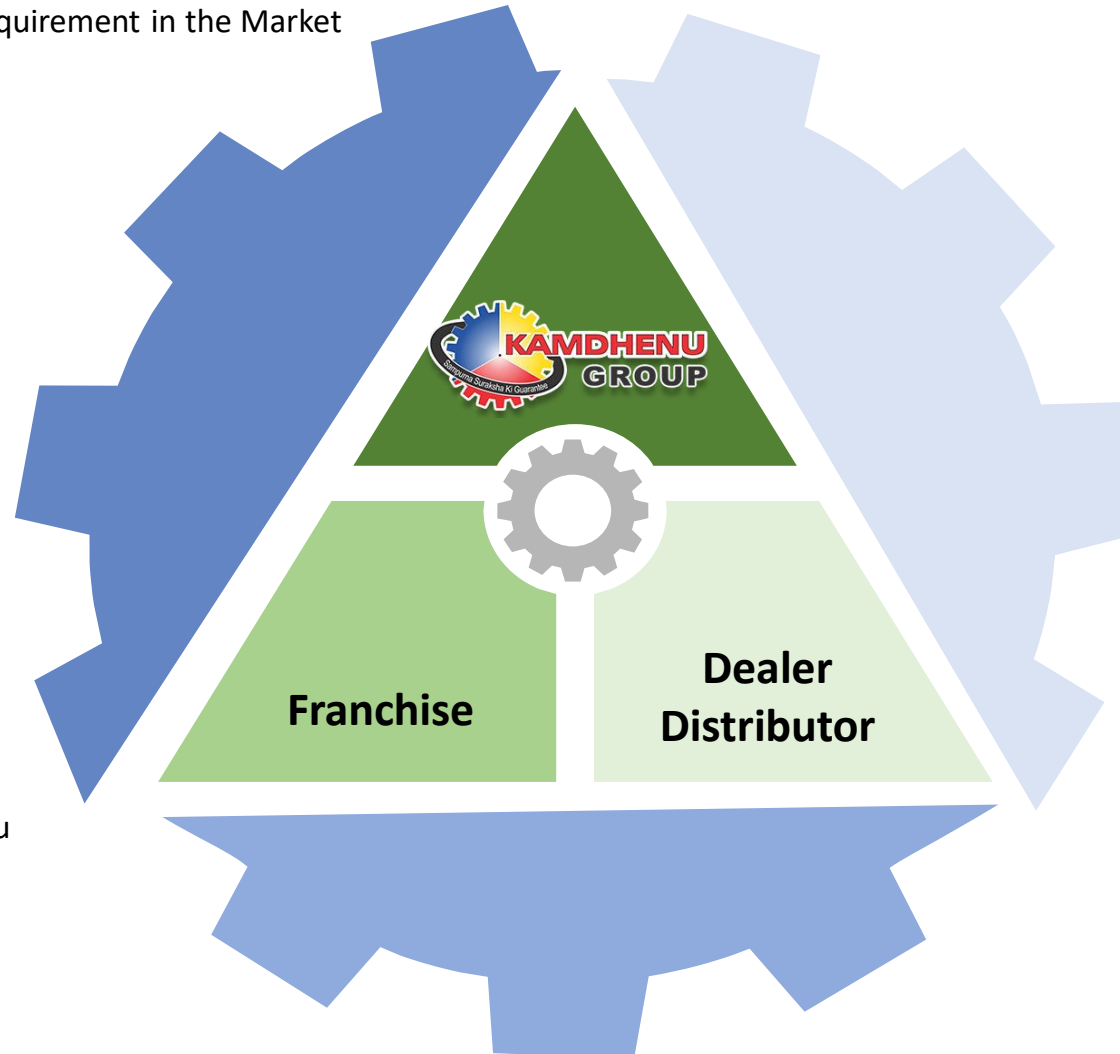
BRAND LEADERSHIP

in

STEEL RETAIL

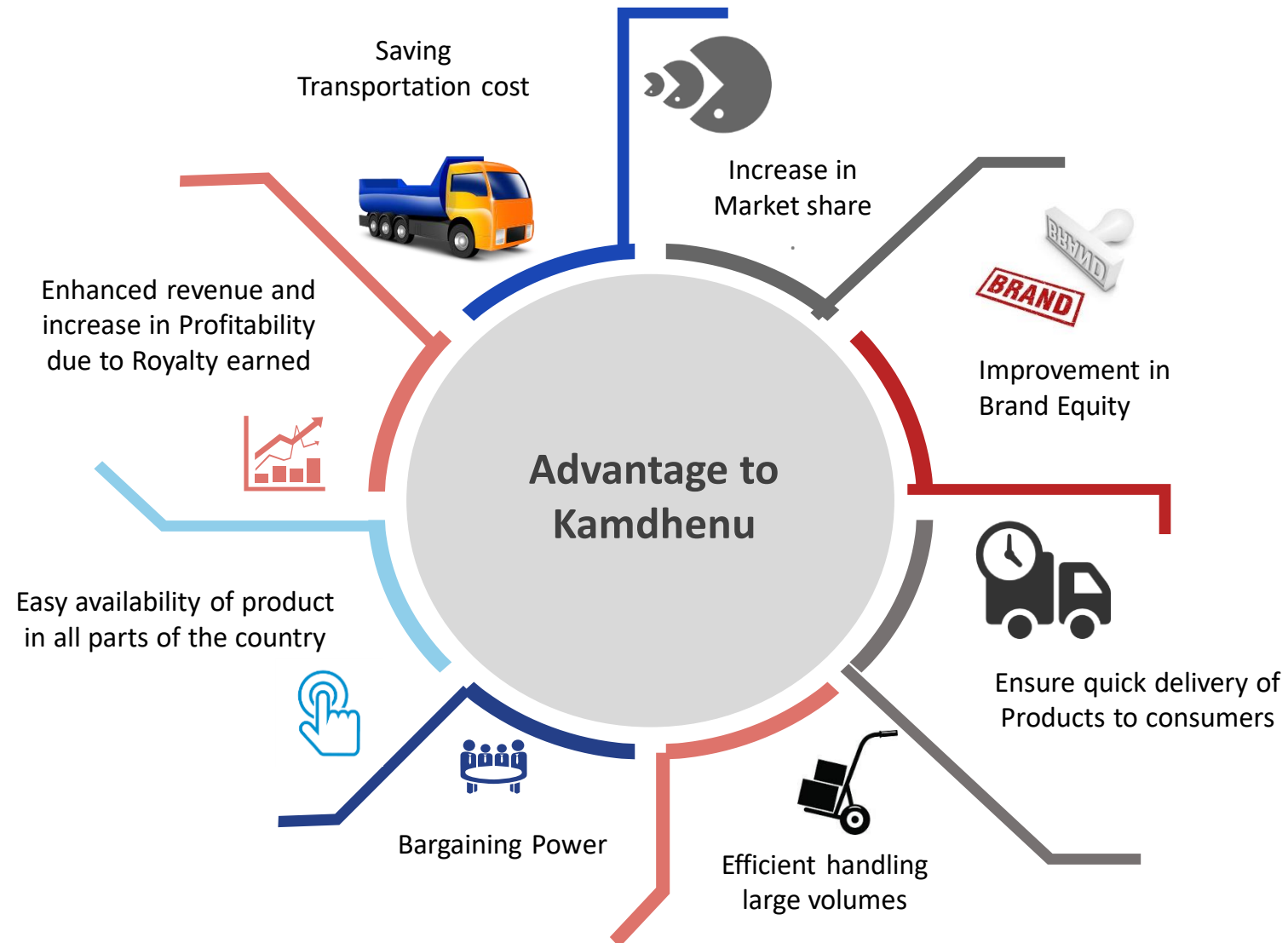
Franchise

Manufactures products based on technology, design and quality specifications provided by Kamdhenu



Dealers / Distributors

Committed chain of Dealers and Distributors connected with Franchisee / Sales Depot created by Kamdhenu





Expertise & Experience

We provide franchise units with our Expertise and Experience for an efficient business



Quality Assurance

Assurance of Quality from Kamdhenu gives comfort to End Customers



Ready Marketplace

Ready Platform in niche market giving facelift to unorganized sector / new enterprise



Centralized Publicity

Assistance to Centralized Publicity support of Kamdhenu



Brand "KAMDHENU"

Franchisee can leverage our brand "KAMDHENU"



Bank Funding

Our presence and brand grants them and easy & zero hassle availability of bank funding



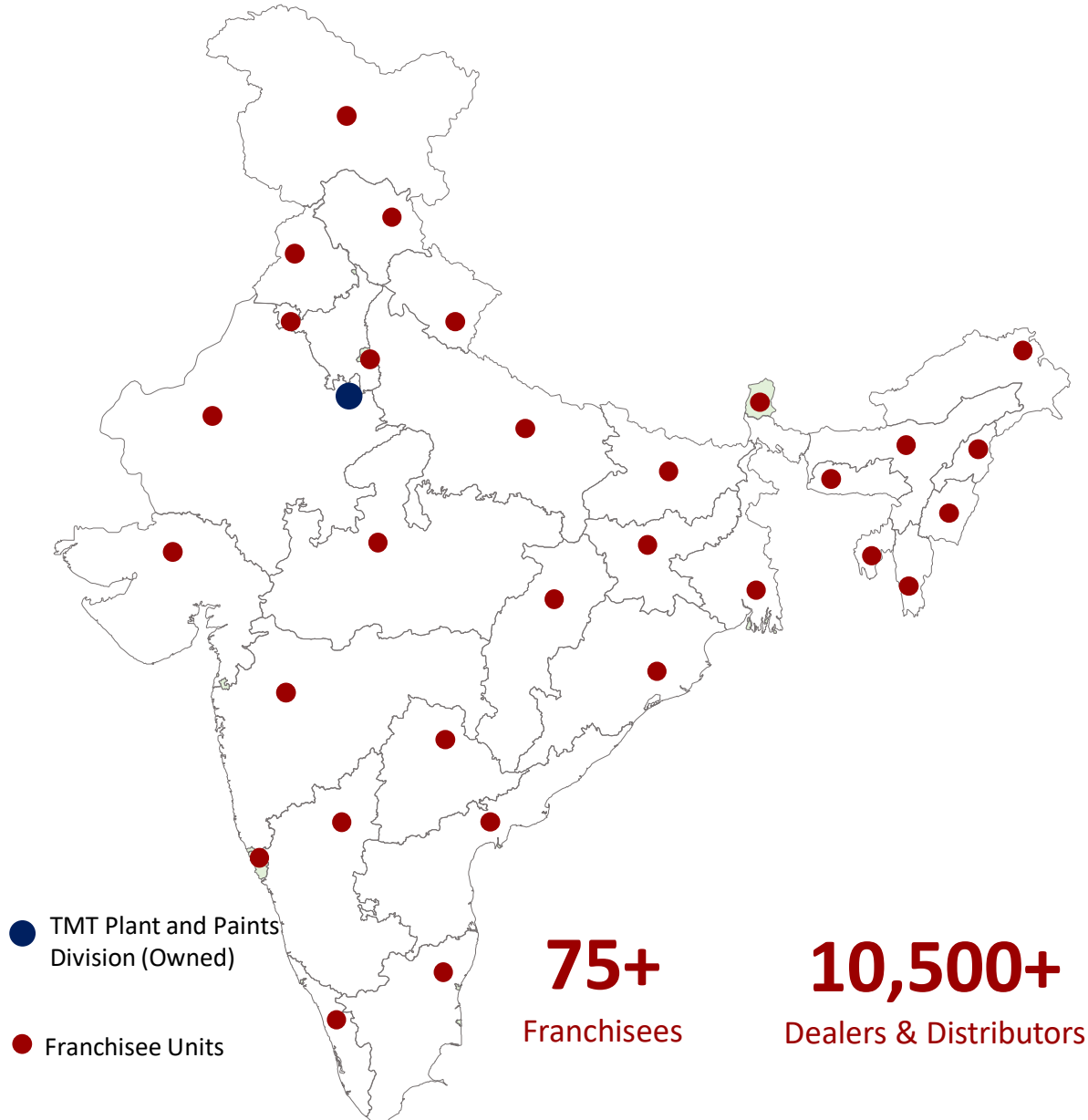
Marketing Network

Access to our Marketing Network across India



Capacity Utilization

This model gives franchisee manufacturers exceptional distinctiveness and enables them to earn premium on their products thereby leading to higher capacity utilization



Decentralized Outsourced Manufacturing Model

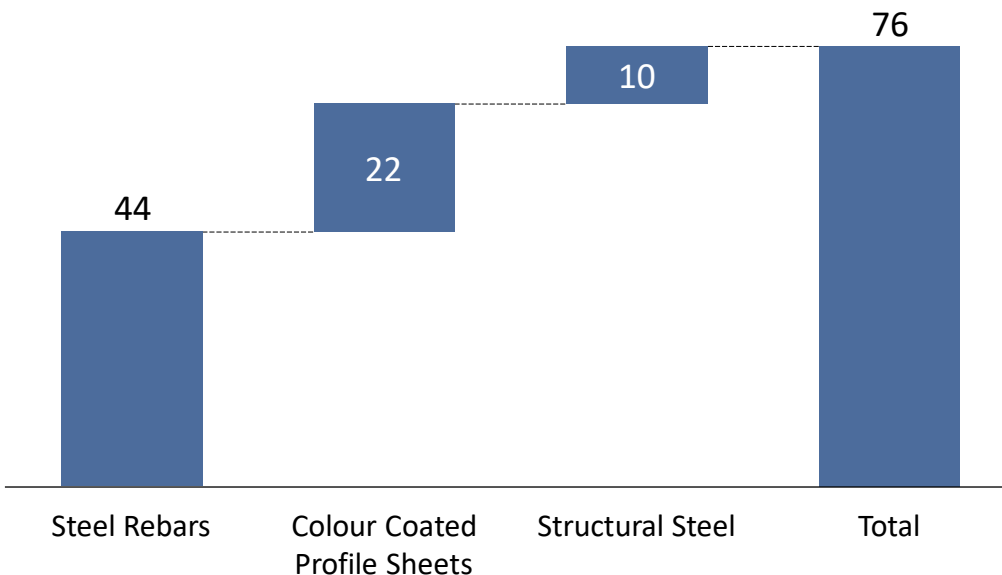
- **Communication** : Working with a local manufacturer makes the communication process easy. Real time conversations result in a better understanding of the specifics and preferences of the products by the Customer
- **Low Minimums**: Even the smaller quantity of the orders are delivered efficiently. This will help us penetrate even in the smaller Tier II & III cities of the Country
- **Quick Turn-Around Times** : Turnover time for manufacturing is faster with diversified manufacturers. The demand forecast is accurately known and the deliveries are planned accordingly
- **Transportation Costs** : Saving in Freight & Transportation Cost is reduced to a large extent with manufacturing near to the End Customer

Manufacturing Capacities - Franchises

Production Capacity :

- Steel Rebars – 25 Lacs MT per annum
- Structural Steel – 5 Lacs MT per annum
- Coloured Coated Profile Sheets – 2.5 Lacs MT per annum


Product wise Franchises



Company Owned - Manufacturing, R&D and T&D

Steel Division : Bhiwadi

- Small capacity of 72,000 MTPA to support innovation and product development
- Innovation Centre – Research & Development is done and new products / designs based on Customer Requirement in the Market are introduced
- Plant is being used as training centre for all technical staff deputed at the franchisee's unit
- The staff is trained on various technical, qualitative and commercial aspects



Branded Product Portfolio



Kamdhenu TMT Bars

TMT Bars are thermo-mechanically-treated through leading world tempcore based technology for high yield strength



Kamdhenu SS 10000 TMT Bars

TMT Bars are thermo-mechanically-treated through leading world tempcore based technology for high yield strength




Kamdhenu – Nxt TMT

Next Generation Interlock Steel and has got the angular double rib design having obtained all the rights to manufacture, market and sell double rib TMT bar



Kamdhenu Structural Steel

Produced under franchisee agreement multitude of special contours such as angles, channels, beams, flats, round & square



Kamdhenu Colour Max

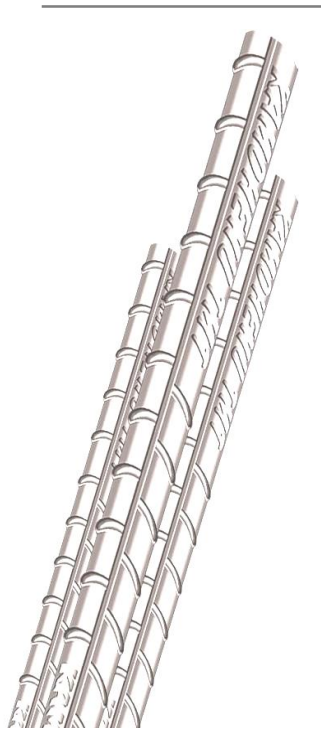
Colour Coated profile sheets – versatile color metal products make dream building look stylish and elegant



Kamdhenu Paint – *COLOUR DREAMZ*

Offers a basket of 40+ SKUs of the high end Exterior and Interior Emulsions, Designer Finishes, Stainers, distempers etc.

India's largest Branded TMT Bars



India's **Largest brand** in TMT (Thermo Mechanically Treated) steel bars with in-house capacity of **72,000 MT p.a.**



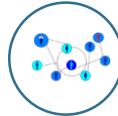
State-of-the-art **Tempcore Technology** from CRM, Belgium



44 Franchisee Units under “**KAMDHENU Brand**” steel rebars with the production capacity of **25 Lacs MT p.a.**



4% less weight per meter than normal and **20%** more strength



Huge dedicated marketing network of **6,500** dealers



Has **9 grades** and used in all types of construction works ranging from **Buildings to Dams**

KAMDHENU
SS 10000

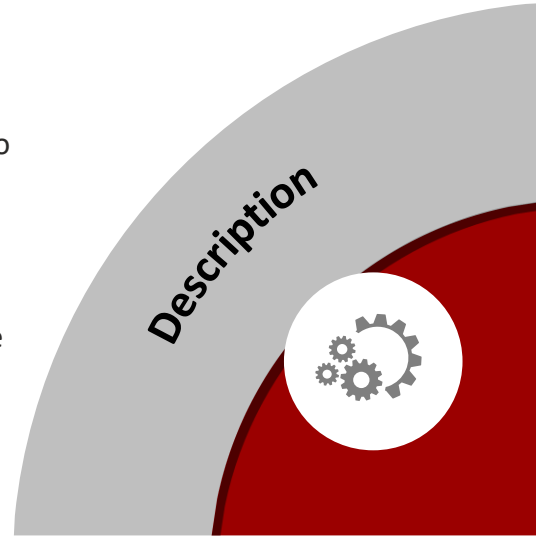
KAMDHENU **Nxt**
DOUBLE RIB TMT BAR

KAMDHENU Nxt and
KAMDHENU SS 10000 are
Premium Product Brands

Kamdhenu Limited manufactures Structural Steel under franchisee arrangement

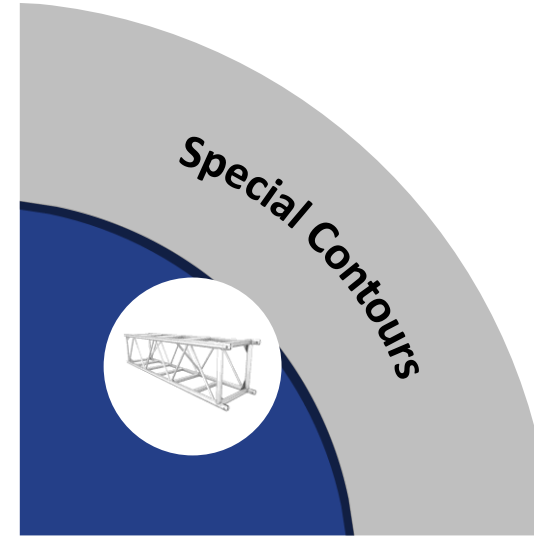
Description

- One such product which continues to pioneer new innovations
- It is counted as one of the most recycled material on Earth, made of 88% cast-off product, fully recyclable in the future



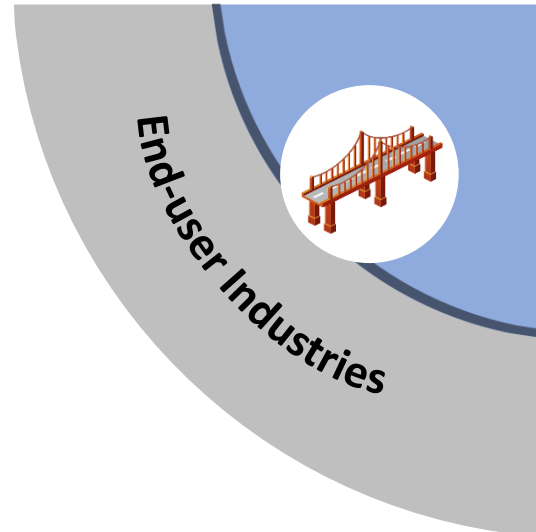
Special Contours

- Production of a multitude of special contours such as:
 - Angles,
 - Channels,
 - Beams,
 - Flats,
 - Round &
 - Square
 - Pipes



End-user Industries

- Industrial structures, flyovers, bridges, dams, transmission line towers, underground platforms in metro railways and other reinforcement structures across the country



Advantages

- High Strength and High Ductility
- Superior Bend ability, Weld ability and Straightness
- Available in every state of India
- Economic in Application
 - Lower sectional weight and higher strength technique
 - Highly cost-effective and save steel



Decorative Paints Among Top Brands in India



Commenced

Kamdhenu Paints – *COLOUR DREAMZ*
2008 set up its own unit for manufacturing of decorative Paints under its flagship brand



Market Position

Amongst the **Top Paints Company** in India



Capacity

Installed capacity of
~46,000 tonnes p.a.



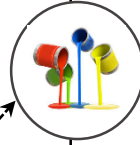
Offerings

- Complete range of paint products
- Exterior & Interior Emulsions,
 - Water based primers,
 - Wood Finishes,
 - Aluminium Paints and
 - Textured & Designer Paints

"All the paint products are Eco-friendly ensuring that beauty of nature remains intact".

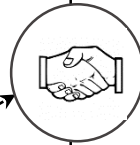


SKUs



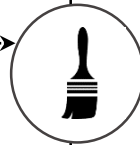
40+ SKUs across **10+** product categories

Dealers



~4,000+ dealers associated with the company

Painters



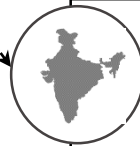
16,000+ Registered painters of which **4,500+** are painters actively procuring

Sales Depots



32 Sales Depots across the country

Presence



21 States with Kamdhenu Paint's presence



Kamdhenu Paints Designer Gallery








30 designer galleries in operation across **8** states of India

- One-stop-shop solutions to customers as well as painters
- Newest offering from the company within the premium luxury wall finish segment
- Offers exclusive range of latest global trends in wall finishes, vibrant colours, textures and coatings, etc.



Extensive Product Range

Emulsions

Type	Premium		Regular
Exterior			
	Weather Supreme	Weather Classic	Kamo Shield
	Interior		
Kamo Shine		Velvety	Sheen & Shine
			
	Kamo Rich	Kamo Silky	Kamo Blaster

Enamels









Kamolite
(Premium High Gloss Synthetic Enamel)



Babli
(Regular Synthetic Enamel)

Primers

Type	Premium		Regular
Water Based			
	Exterior Sealer	1 st Quality	Universal Primer
Solvent Based			
	Wood Primer	Red Oxide	Universal Primer (ST)

Distempers

Distempers	 Kamosilky	 Bunty	 Kyson
------------	--	--	--

Wall Putty



Kamoplast
Wall Putty



Kamocare
Wall Putty

Stainers, Specialty and Other Coatings

Designer & Textured Paints



Kamo Replica
The Special Effect Paint



Kamometallica
Metallic Lustre Paint

Kamwood Wood Coatings



NC Lacquer



Melamine



NC Sanding Sealer



Kamdhenu PU

Machine Colorants & Stainers



Kamotint – Universal Stainers



Colorants

Construction Chemicals



Kamocrete CRP
Concrete Repair Product



Kamo Dampguard
Advance Waterproofing Technology



Kamoproof
Water Proofing Compound



Kamoshoraseal
Anti Efflorescent Primer



Kamoroofcoat
High Quality Liquid Elastomeric Waterproof Coating

Other Products

Kamoshine Luster Aluminum Paints, Kamoshine GP Aluminium Paint, Road Marking Paints, Kamolite Roof Paint, Kamolite Heat Resistant Paint, Kamolite Stoving Paint & Kniefing Paste Filler

Premium Wood Finish



Kamwood Premium Wood finishes works to protect and decorate wooden surfaces. It is clear in colour and highlights the natural grain of wood, enhancing the look and feel of the surface. The coat is moisture, fungus, heat resistant adding to the life of the wood surface. It can be applied to interiors and exterior

Water Proofing Solutions



Our specialized water proofing solutions are an aid to the household and industrial demands. We have set up its ultra-modern mechanized division for the development of variety of construction chemicals. Strict surveillance on behalf of proficient engineers with technical expertise is done so as to ensure the fineness of the product quality

Floor Coat



Aimed at the segment having independent houses, bungalows, hotels, cooperative housing societies and resorts for giving a better looks to the cement floors . It can be applied on cement / concrete pavements tiles also which are becoming very popular these days

Dual Primer

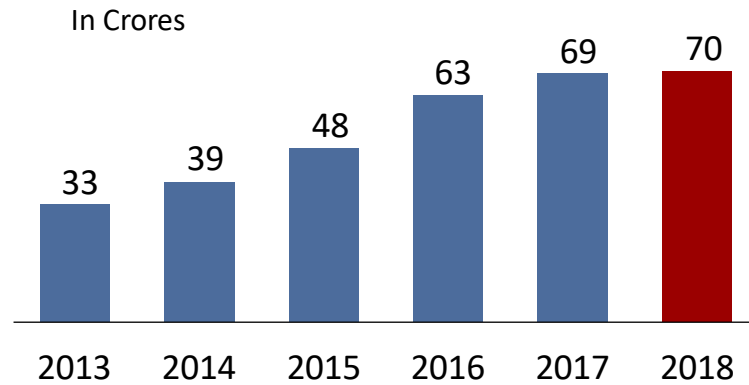


It's a unique primer which can be applied on the walls at exteriors and interiors both . It will be a unique product and gives dual benefits to dealers as they have to keep lesser inventory at shops followed with to the end consumer who doesn't have to buy two different primers for the same house , it will be economical to his pocket as well

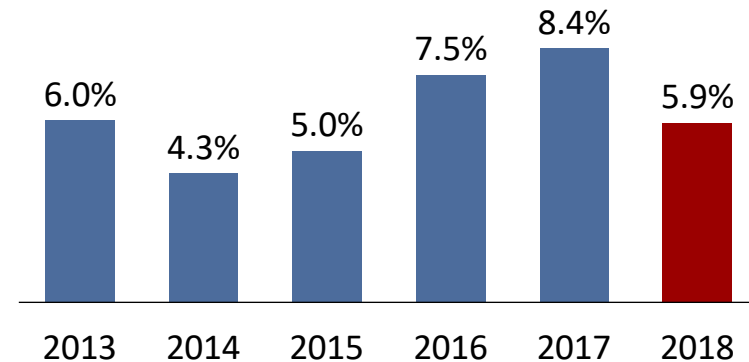


Brand “KAMDHENU”

Brand Expenses



Brand Expenses to Sales



Brand Creation over years



Premiumization of Products

- International Quality with competitive prices

Positive Relationship

- With Dealers and Distributors
- Provides Franchisee Partners with Marketing Strategies

Results

- Enhances Brand Association
- Gives Exceptional Distinctiveness to products
- Improves popularity among target customers

Brand “KAMDHENU” of Kamdhenu Limited is the best quality brand committed with Honesty, Transparency and Customer Satisfaction

Celebrity Participation in Business events



Bipasha Basu



Shilpa Shetty



Kangana Ranaut



Malaika Arora



Dia Mirza



Sonu Nigam



Kanika Kapoor



Sunidhi Chauhan



Neha Kakkar



Shweta Tiwari



Raveena Tandon



Huma Quershi



Preity Zinta



Karisma Kapoor



Nikita Anand



Hussain Kuwajerwala



Diana Hayden



Ishaa Koppikar



Shefali Zariwala



Maushmi Udeshi

**Kamdhenu has strategically
used it's celebrity repertoire
to create visibility at all
levels**

Medium	Partner Newspapers		
National Newspapers	 The Indian EXPRESS	 Dainik Bhaskar	 THE FINANCIAL EXPRESS THE ECONOMIC TIMES
Regional Newspapers	 rajasthan patrika Rajasthan Patrika	 जनसत्ता (Jansatta)	 ਪੰਜਾਬ ਕੇਸਰੀ (Punjab Kesari)



The Kamdhenu brand is prominent across the country, with wide presence in electronic, print as well as outdoor media – which is complemented by brand awareness enhancing events



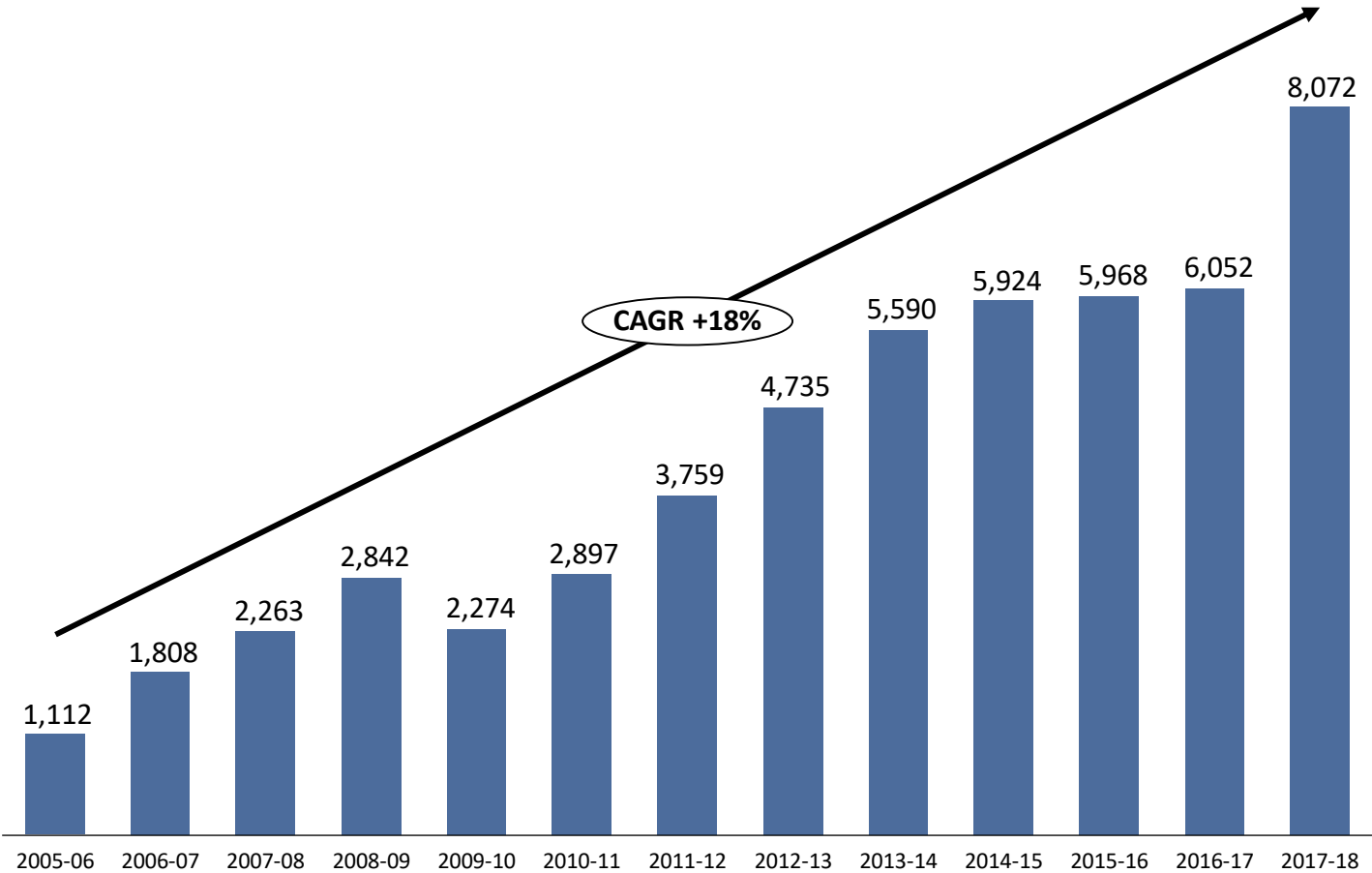
**TARGET KA
BADSHAH**




Notable celebrity affiliations through brand promotions, event participations have helped strengthen the emotional connect with dealers where relationships were formative



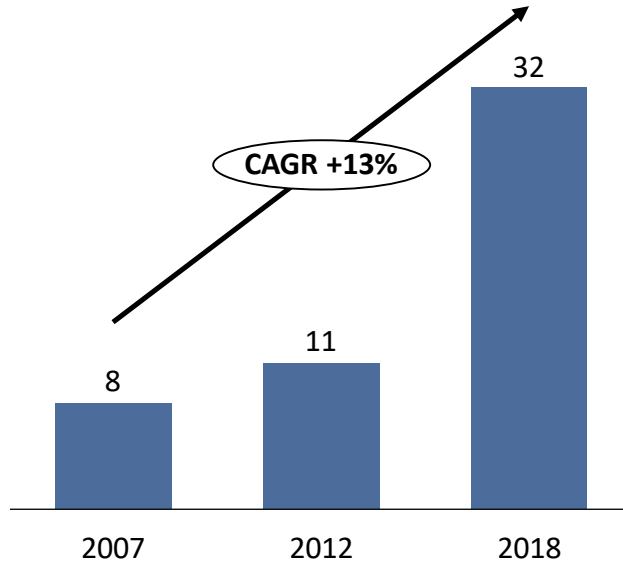
Kamdhenu Brand Sales Turnover (In Rs. Crs)





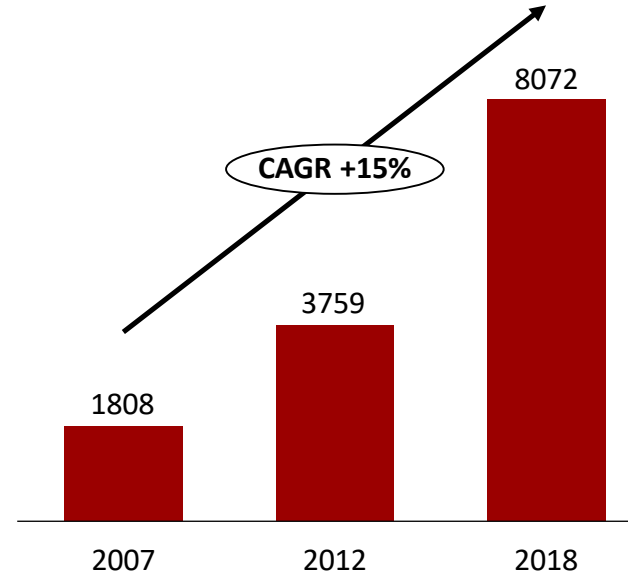
Vision 2020

Increased Capacity



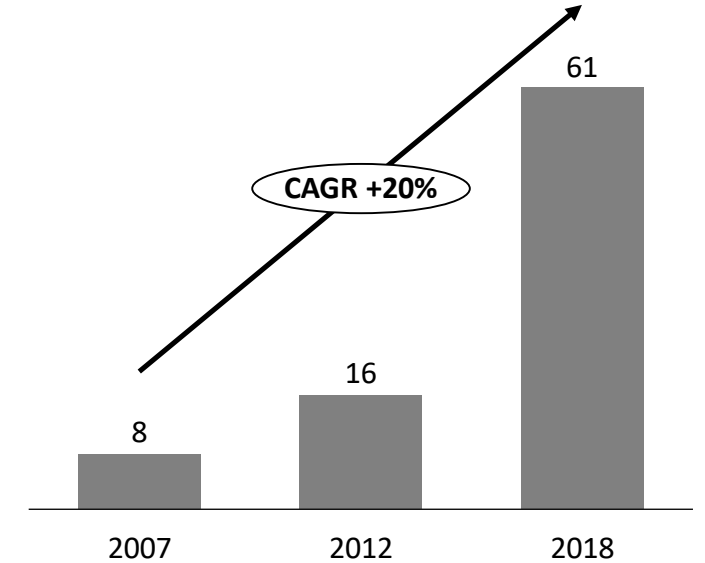
50 Lakh
Metric Tonne
by 2020

Increase in Brand Revenue (Rs. Crs)



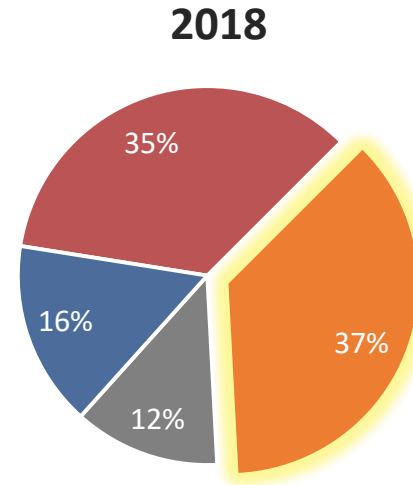
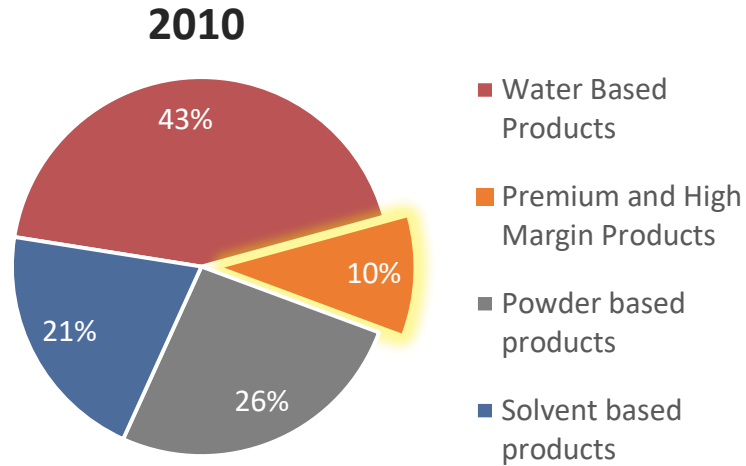
Rs.12,000 crs
by 2020

Increase in Royalty Income (Rs. Crs)



Rs. 100 crs
by 2020

Breakup of Revenue

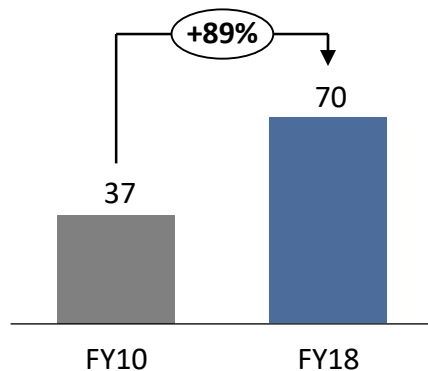


A targeted dealer network with a core focus on premium products

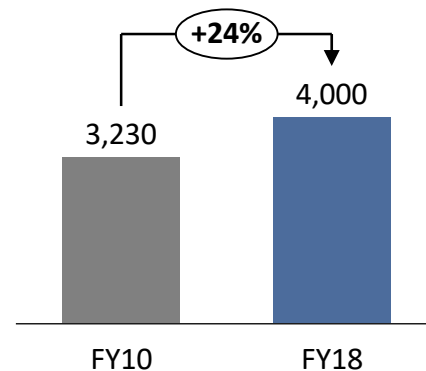
- Penetration can be easily tripled in 5 years through new dealers. Currently there are 50,000 + Dealers in India whereas we currently have ~ 4,000
- Potential for segmental expansion – Venture to non-decorative paints
- Reducing Re-painting Cycle
- Tapping the Under-penetrated Markets
- Targeting Urban markets through Institutional Business
- Capturing Market Share from Unorganized Players

Reducing the low priced dealers to focus on Premium Products

Average Selling price per KG/Ltr



No. of Dealers





Affordable Housing

The market potential of affordable housing projects in the country is expected to touch Rs 6.25 trillion by 2022

**Construction
Sector**



Housing For All

India will need to construct 43,000 houses every day until 2022 to achieve the vision of Housing for All by 2022

**Paint
Sector**



Premiumization

Contribution of Premium Products relatively low in the Emerging Economy, with urbanization the demand for premium products will increase

**Kamdhenu
Brand**



Leveraging Brand

Kamdhenu as a brand will be able to leverage its position through its strong dealer network



Management Team



Mr. Satish Kumar Agarwal
Chairman & Managing Director



Mr. Sunil Kumar Agarwal
Whole Time Director



Mr. Saurabh Agarwal
Whole Time Director



Mr. Sachin Agarwal
Whole Time Director



Mr. Mahendra Kumar Doogar
Director



Mr. Radha Krishna Pandey
Director



Mr. Ramesh Chand Surana
Director



Mrs. Nishal Jain
Director



Mr. Harish Kumar Agarwal
CFO



**WINNER OF THE
WORLD'S GREATEST BRAND
2015 ASIA & GCC**

**World's Greatest
Brands 2015 amongst
Asia & GCC**



**Asia's Most Promising Brand
2015-16 by World Consulting &
Research Corporation**



**Indian Power Brand
2016 Award**



**World's Greatest Brands
2017-18 amongst Asia &
GCC for Steel as well as
Paints Division**



Financials

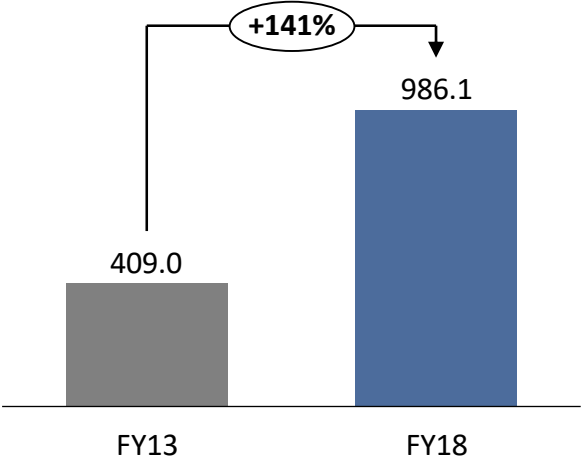
Q4 & FY18 - Statement of Profit & Loss*



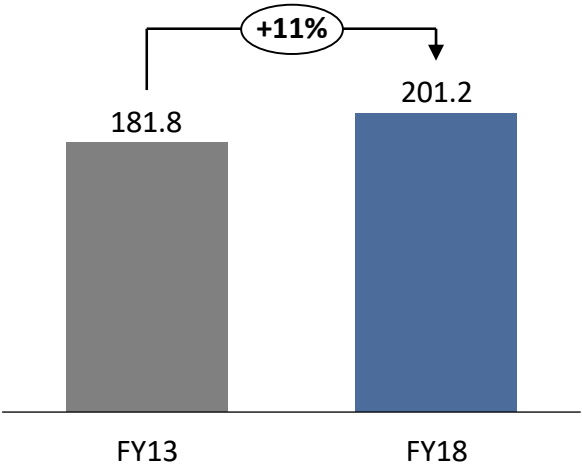
Particulars (Rs. Crs)	Q4 FY18	Q4 FY17	Y-o-Y	FY18	FY17	Y-o-Y
Net Revenue from Operations	375.6	241.6	55%	1,179.8	824.9	43%
Cost of Material Consumed	75.7	60.5		259.0	207.6	
Purchase of Stock-in-Trade	241.9	127.3		717.5	438.6	
Change in Inventories	4.8	-1.5		-7.7	-11.3	
Total Raw Material	322.4	186.3		968.8	634.8	
Employee Expenses	10.7	9.0		40.5	34.0	
Other Expenses	28.8	37.9		126.8	123.5	
Other Income	0.2	0.4		0.7	0.5	
Depreciation	2.7	2.7		7.7	7.7	
EBIT	11.2	6.1		36.7	25.5	
Finance Cost	2.5	3.2		12.3	13.7	
Profit before Tax	8.7	3.0	191%	24.4	11.7	108%
Tax	3.0	1.1		8.7	3.6	
Profit After Tax	5.6	1.9	204%	15.7	8.1	93%
Other Comprehensive Income (Net of Tax)	-0.2	0.0		-0.3	0.0	
TOTAL COMPREHENSIVE INCOME	5.4	1.9	187%	15.4	8.1	90%
EPS	2.42	0.80		6.70	3.46	

*As per Ind-AS

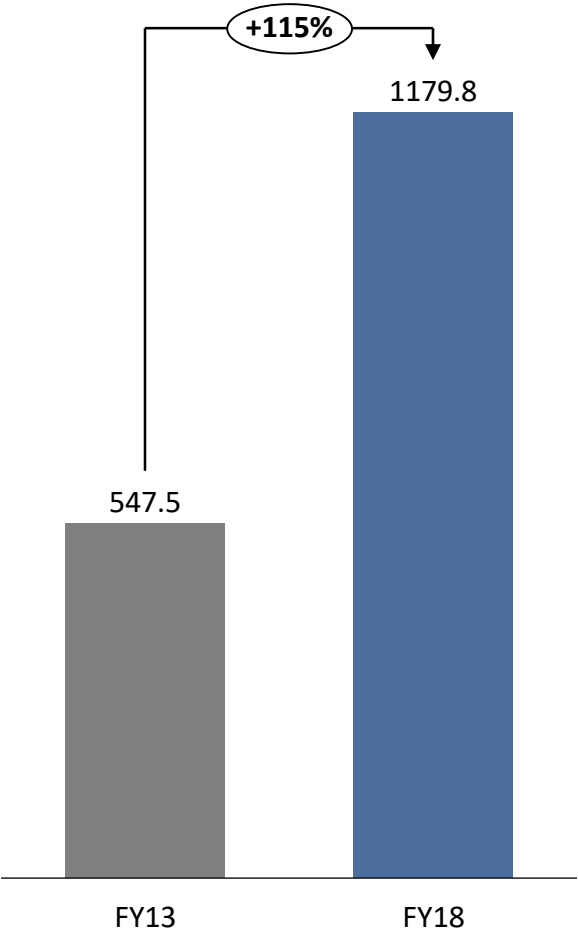
Revenue - Steel business



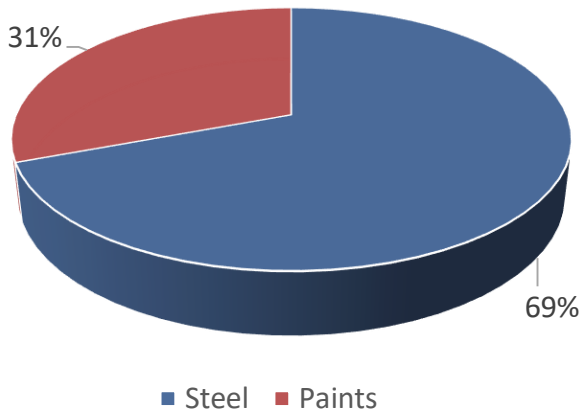
Revenue - Paint business



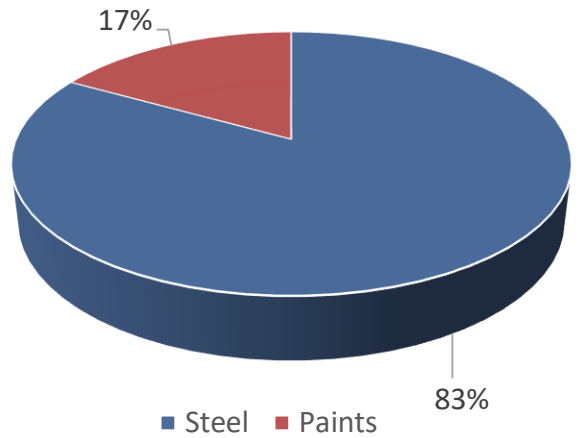
Total Revenue



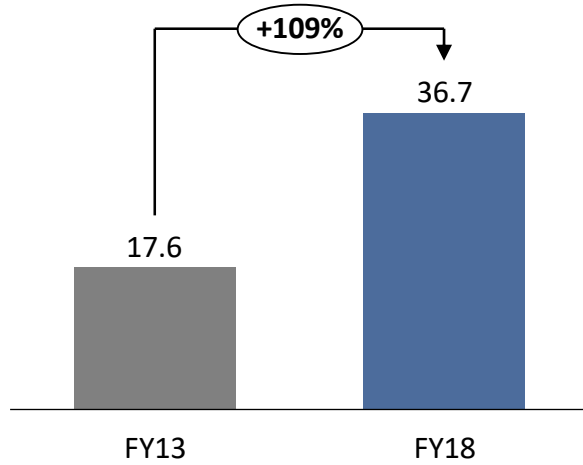
Segmental Breakup - FY13



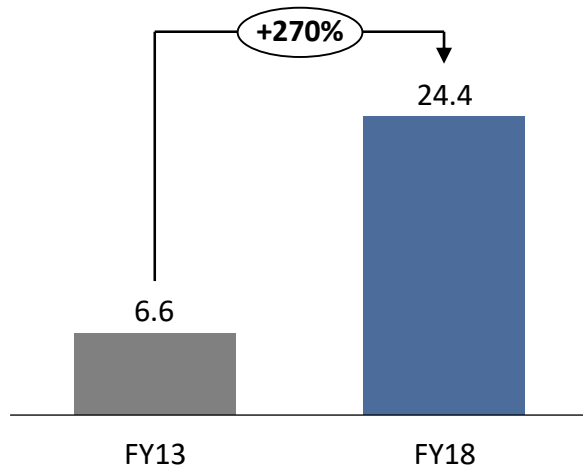
Segmental Breakup - FY18



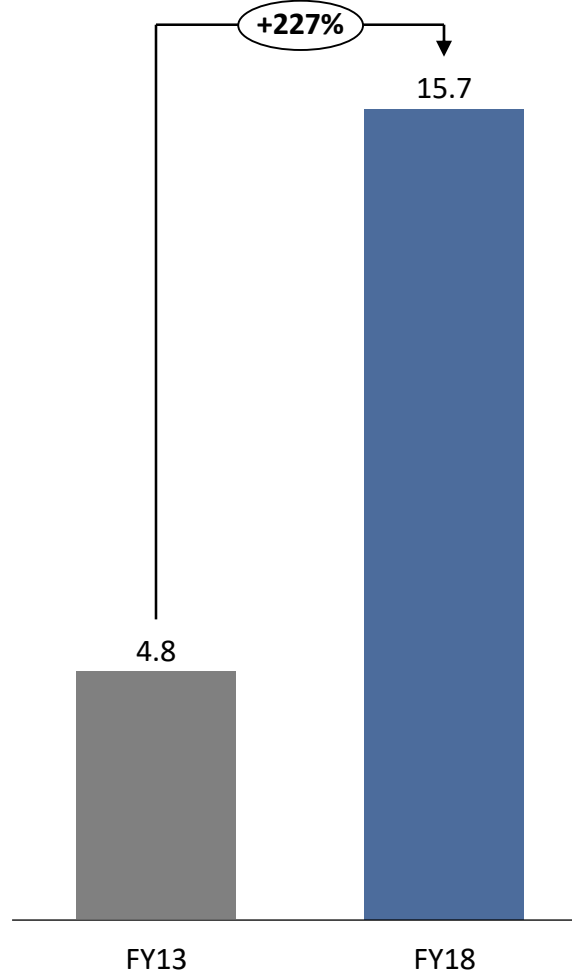
EBIT



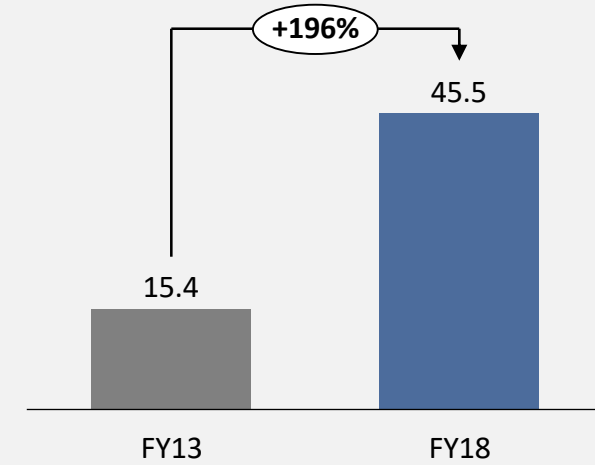
PBT



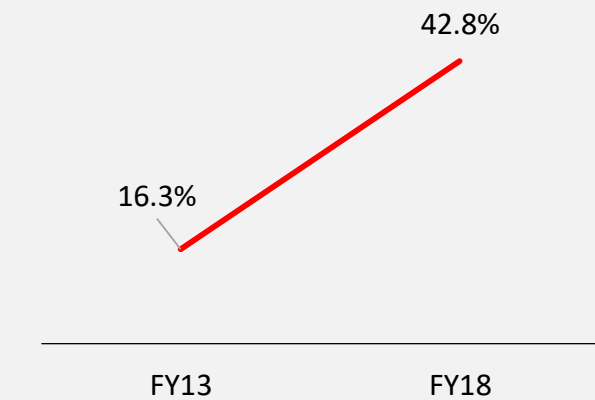
PAT



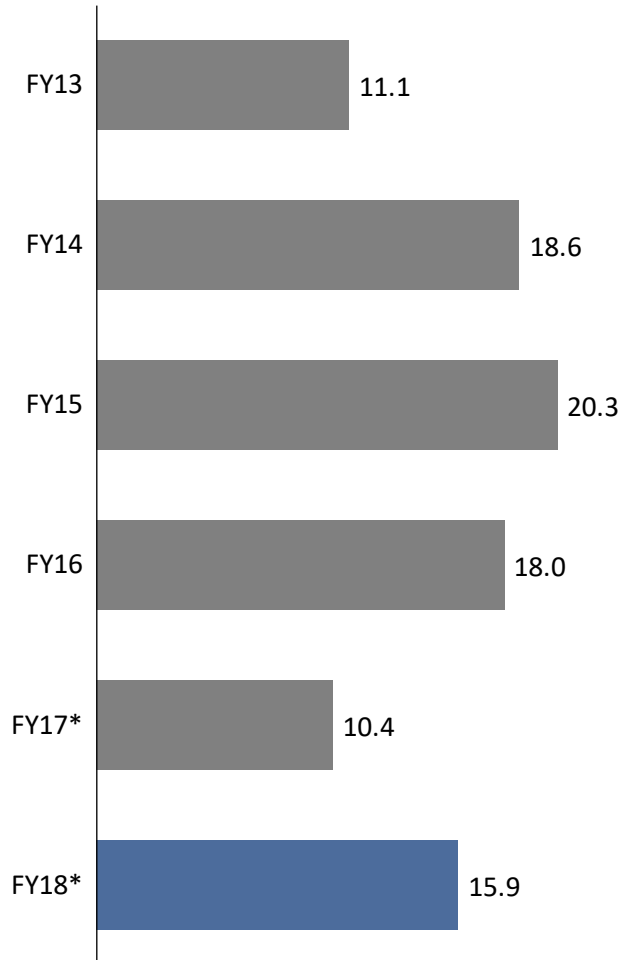
EBIT - Steel business



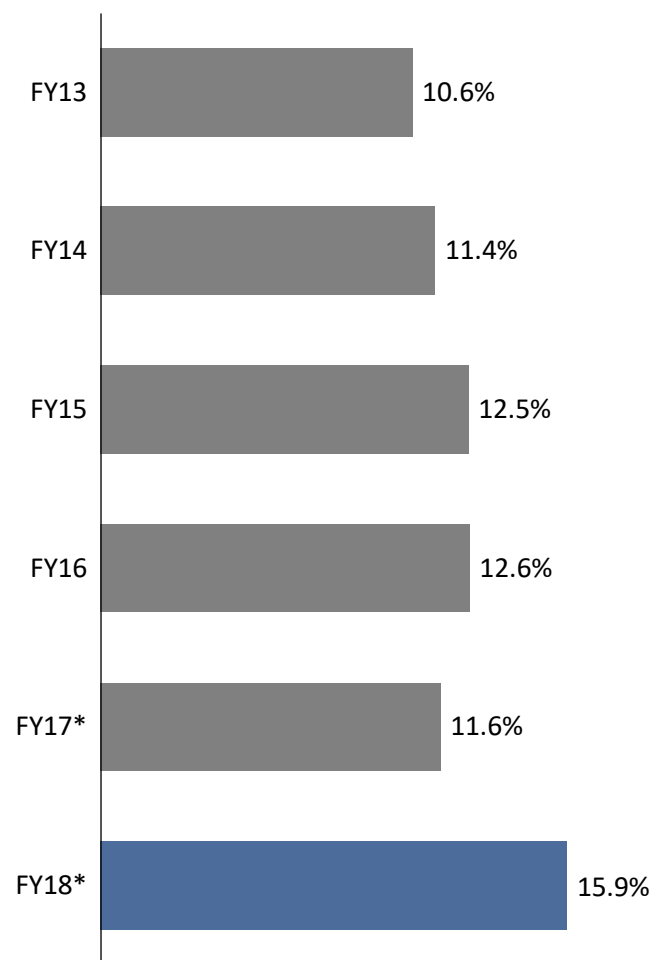
RoCE (%) – Steel business



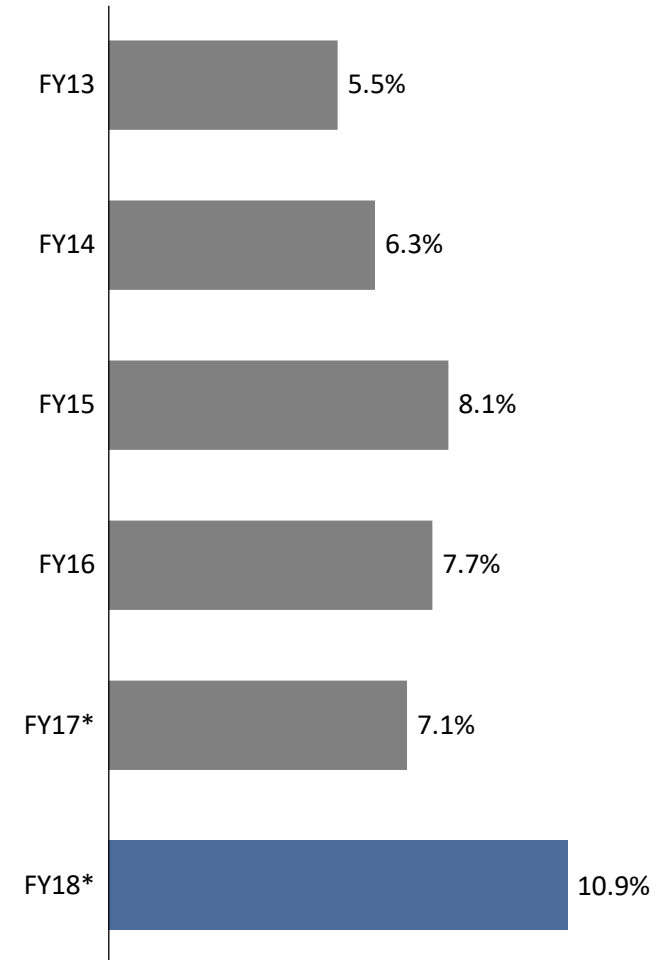
Fixed Asset Turnover (X)



ROCE (%)



ROE (%)



Particulars (Rs. Crs)	FY18*	FY17*	FY16	FY15	FY14	FY13
Revenue	1,179.8	824.9	841.2	968.0	921.7	547.5
Total Raw Material Cost	968.8	634.8	667.8	821.9	793.8	427.8
Employee Expenses	40.5	34.0	30.9	24.1	21.9	21.2
Other Expenses	126.8	123.5	110.9	92.1	81.0	77.5
Other Income	0.7	0.5	0.5	0.4	0.4	0.9
Depreciation	7.7	7.7	5.2	5.4	4.7	4.3
EBIT	36.7	25.5	26.9	24.9	20.6	17.6
Finance costs	12.3	13.7	14.5	13.0	11.4	11.0
PBT	24.4	11.7	12.4	11.9	9.2	6.6
Tax	8.7	3.6	4.3	3.9	3.3	1.8
PAT	15.7	8.1	8.1	8.0	6.0	4.8
EPS	6.70	3.46	3.48	3.43	2.54	2.08

Balance Sheet as on 31st March, 2018*



Particulars (Rs. Crs.)	31 st Mar 2018	31 st Mar 2017
Equity Share Capital	23.4	23.4
Other Equity	120.2	91.5
Total Equity	143.6	114.9
Financial Liabilities		
Borrowings	0.6	0.3
Other Liabilities	8.2	9.0
Provisions	3.2	2.2
Deferred Tax Liabilities (Net)	9.6	10.8
Total Non Current Liabilities	21.6	22.2
Financial Liabilities		
Borrowings	86.5	105.2
Trade Payables	106.2	84.9
Other Financial Liabilities	3.6	4.4
Other Current Liabilities	12.3	11.4
Provisions	0.3	0.2
Current Tax Liabilities (Net)	0.8	0.5
Total Current Liabilities	209.7	206.6
Total Equity and Liabilities	374.9	343.7

Particulars (Rs. Crs.)	31 st Mar 2018	31 st Mar 2017
Non Current assets		
Property, Plant and Equipment's	74.4	79.7
Financial Assets		
Investments	2.7	2.7
Loans	0.1	0.1
Other Financial Assets	1.5	1.2
Other Non-Current Assets	3.3	3.5
Total Non Current Assets	82.0	87.2
Current Assets		
Inventories	66.9	61.6
Financial Assets		
Trade Receivables	186.4	160.1
Cash and Cash Equivalents	7.9	7.9
Bank Balances	1.9	1.8
Loans	0.3	0.4
Other Financial Assets	0.6	0.9
Other Current Assets	28.9	23.8
Total Current Assets	293.0	256.6
Total Assets	374.9	343.7

*As per Ind-AS

For further Information, please contact :



CIN: L27101DL1994PLC134282

Mr. Harish Kumar Agarwal
Group CFO & Head-Legal

hkagarwal@kamdhenulimited.com

www.kamdhenulimited.com

SGA Strategic Growth Advisors

CIN: U74140MH2010PTC204285

Ms. Payal Dave / Mr. Deven Dhruva
022 61146679 / +91 9833373300

payal.dave@sgapl.net / deven.dhruva@sgapl.net

www.sgapl.net
