



# KAMDHENU BUILD TEC

PRE ENGINEERED BUILDING SOLUTION

# ABOUT KAMDHENU GROUP



The story of hard work and success started in the year 1995 where a creative young individuals started working in a production unit and instigated this expedition into India's steel sector with a single reinforcement steel bars manufacturing unit at Bhiwadi in Rajasthan. Kamdhen brand that reverbs of strength, Durability and dependance has registered the utmost brand recall in the construction industry.

The hard slog and uphill struggle soon, within the flashes of year brought the journey to a milestone with Kamdhen, where the business took shape of a company of towering reputation, in the Indian steel market.

What started as a single manufacturing unit has now twiggged into more than 80 manufacturing units under license user agreements across the country and the string seems to be getting longer.

Conferred with prestigious awards such as world's greatest brands 2015 Amongst Asia & GCC ; Asia's Most Promising Brands 2015-16 By World Consulting & Research Corporation ; Indian Power Brand 2016 & 2019-20 ; World's Greatest Brands 2017-18 Amongst Asia & GCC ; Icon of Trust Extraordinaire Brand 2020-22.



KAMDHENU Nxt



KAMDHENU  
PAS 10000




KAMDHENU  
WIREBOND



KAMDHENU PIPES



KAMDHENU  
STRUCTURAL STEEL



COLOUR MAX COLOUR  
COATED SHEETS



KAMDHENU  
SHRESTH



KAMDHENU  
K + SCREW



PRE ENGINEERED  
BUILDING



KAMDHENU PAINTS

## KAMDHENU BUILD TEC PRE ENGINEERED BUILDING SOLUTION

Kamdhen's technological improvements over the years has contributed immensely to the enhancement of quality of life through various new products & services. One such revolution is the Pre – Engineered buildings. Its origin can be traced back to last four decades, its potential has been felt only during the recent years. This was mainly due to the development in technology, Which helped in computerizing the design.

A recent survey by the metal building manufacturers association (MBMA) shows that about 60% of Non-Residential low rise building in USA are PEB's.

PEB are steel structures built over a structural concept of primary members, Secondary members, Roof & wall sheeting connected to each other & various other building components. The building can be provided with skylight, Wall lights, turbo vents, Ridge ventilators, Roof monitors, Doors & windows trusses, Mezzanine floors, Fascias, Canopies, Crane system, Insulators etc., Based on customers' Requirements. These buildings are custom designed to be lighter in weight & high in strength. It is also economical in cost, factory controlled quality, Durability, Longevity, Flexibility in expansion, Environment friendly, Faster installation etc.

## PRESENCE OF KAMDHENU BRAND



**PAN-India Presence**

Disclaimer: This map is not for scale. The map has been drawn for sole purpose of depicting presence of Kamdhenu products in India. This map cannot consider as complete map of India.

## KAMDHENU GROUP:

- Pan India Presence
- An ISO 9001:2015 Certified Company
- More than ₹ 20000 Crores Brand Turnover
- More than 11500 Dealers & Distributors
- More than 80 manufacturing units across India



**WINNER OF THE  
WORLD'S GREATEST BRAND  
2015 ASIA & GCC**



**WORLD CONSULTING & RESEARCH CORPORATION  
ASIA'S MOST PROMISING BRANDS  
VALIDATED BY CONSUMERS & INDUSTRY  
Category: Manufacturing-Steel-Promising  
Country: India**



**INDIA POWER BRAND  
2016 & 2019-20 AWARD**



**WORLD'S GREATEST BRANDS  
2017-18 AMONGST ASIA &  
GCC**



**ICON OF TRUST  
EXTRAORDINAIRE  
BRAND 2020-22**



# PRE-ENGINEERED STEEL BUILDING

Pre-Engineered steel building is a steel structure built over a structural concept of primary members, Secondary members & the cover sheeting connected to each other. The structural members are custom designed to be lighter in weight & high in strength. It can be fitted with different structural addition like trusses, Mezzanine floors, Fascia, canopies & crane systems as per user requirements. PEB are ideal for use in non residential, wide span low rise buildings. Among the advantages of PEB is lower cost, Consistent quality control, Durability, Longevity, environmental friendly & Faster delivery to name a few.

As a leading PEB manufacturer, Kamdhenu Build Tec provides the complete service of engineering & Fabrication thus ensuring better quality control at every stage of process.


All over world, high performance material are coming up instead of heavy & old designed conventional structural steel. With the use of HSS (Hollow structural section) we can reduce material cost & hence project cost.

The popularity of HSS (Hollow structural section) in construction has increased now a days as Engineers / Contractors become aware of its advantages. The closed shape & relatively large moment of inertia (MOI) about the weak axis make them highly resistant against the torsional effects.

PEB has seen tremendous growth in the last decade over the conventional steel building.

## THERE ARE DIFFERENT TYPES OF LOADS WHICH IS BEARING BY THE STRUCTURE :-

1. Dead Load (Self Weight of Structure, Roofing Sheets)
2. Imposed Loads (Roof Live Load, Crane Load)
3. Wind Load
4. Seismic Load





## KAMDHENU BUILD TEC PRE ENGINEERED STEEL BUILDINGS

1. Innovative & Cost-Effective Industrial Solutions
2. Smart Technology
3. Smart Engineering (Accurate Dimension Design Flexibility)
4. Smart Construction (Easy & Quick To Erection)
5. Smart Roofing (Durable & Strong)

We work with clients globally more than 25 yrs. of Experience in Steel manufacturing. We have a proven track record of managing projects of any size or scope.

We see ourselves as partners in our customer's success, with a distinct & important role to play. Our goal is always the same, to exceed our customer's expectations, Every time.

At Kamdhenu Build Tec, we provide more than just steel structures; we deliver complete building solutions.

### ADVANTAGES OF KAMDHENU BUILD TEC

1. Reducing Construction Time
2. Lower Cost
3. Flexibility of Expansion
4. Low Maintenance
5. Single Source Responsibility
6. Faster Installation
7. Energy Efficient Roof & Wall Systems
8. Earthquake-resistant

### OUR SPECIALIZATION

1. Fully Automated Manufacturing Set-up
2. Quality Material Used
3. Professional Team
4. Co-ordination Among Us.

### Engineering

The engineering department uses the latest version of internationally renowned industry standard 2D & 3D softwares for designing & detailing.

Skilled structural engineers using the very latest in computerized engineering design & detailing systems permit the selection of the most Economical, Accurate & Efficient framing & Cladding Systems.



## DESIGN SOFTWARE



The design/engineering department are fully computerized, utilizing the latest software packages to enable them to produce the most economical structures in shortest time possible.

The software packages most frequently used are: STAAD PRO, AUTO CAD etc.

## WELDING

All welding operations are carried out in accordance with Kamdhenu's approved welding procedure by independently qualified welders. Our welders are trained to perform the welding processes for various positions including 6gr for T, K & Y connections. During the welding operation all welders are continuously monitor the welding parameters, as detailed procedure. Any visual discontinuity is marked & repaired immediately. Only when the item has been fully passed & accepted it will be released to blasting & painting.

## NON DESTRUCTIVE TESTING

Welding inspection & non-destructive testing monitoring of welding variables like Voltage, Current & welding consumables is carried out as per approved welding procedure specifications. In addition, Visual inspection is carried out on 100% of each section to ensure highest quality in manufacturing.

## THERE ARE VARIOUS APPLICATIONS OF PEB AS MENTIONED BELOW

1. Warehouses/ Cold Storages
2. Factories/ Industrial Buildings
3. Low Rise Office Buildings/Supermarkets
4. Showrooms/ Workshops
5. Aircraft Hangers/ Metro Stations
6. Shipyards/ Ports
7. Sports Stadiums/ Auditorium
8. Fuel Stations/ Car Parks
9. Schools/ Colleges/ Hospitals
10. Community/ Recreational Buildings

## OUR SET-UP

1. CNC Plasma cutting machine
2. Automatic H-beam assembly machine
3. Automatic drilling machine
4. Automatic profiling machine & perlin machine (C/Z/U)

## SAFETY

Safe structure is the most important aspect of any storage system. A failure during pallet handling is a real possibility in manually operated warehouse. At Kamdhenu, safety is the hallmark of every stage of project execution. Our designs & products are based on European norms which provide maximum stability to the structure & minimizing the chances of collapse.

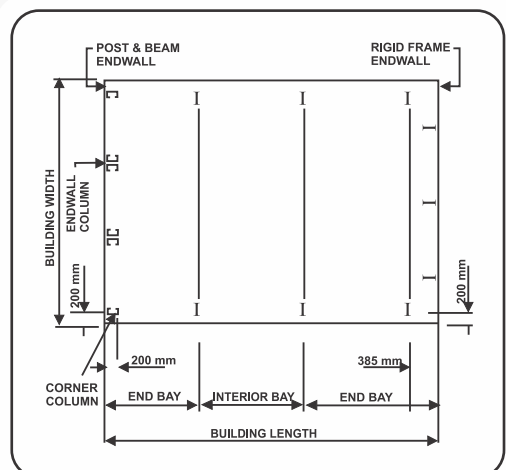
## KAMDHENU BUILD TEC PRE ENGINEERED BUILDING SOLUTION

Kamdhenu PEB system is custom designed to meet client's requirement. The basic building parameters are:

### BUILDING LENGTH:

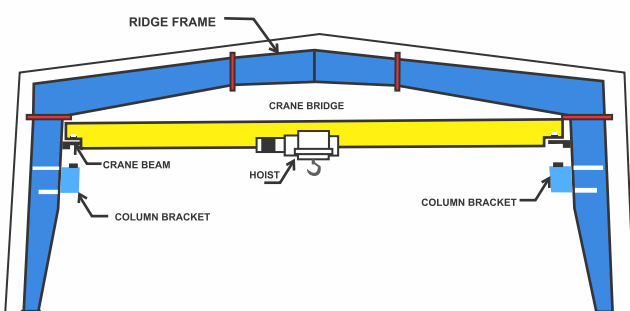
The distance between the outside flanges of end wall columns & opposite end wall is considered the building length. End bay length is the distance from outside of the outer flange of end wall columns of center line of the first interior frame columns. Interior bay length is the distance between the center lines of two adjacent interior main frame columns.

The most economical bay length are 6m or 7.5 m. However bay length up-to 15 m is possible.



### BUILDING HEIGHT:

Building height is the eave height which usually is the distance from the bottom of the main frame column base plate to the top outer point of the eave strut. Eave height is up-to 30 metre possible. When columns are recessed or elevated from finished floor, eave height is the distance from finished floor level to top of eave strut.



### ROOF SLOPE (1/X):

This is the angle of the roof with respect to the horizontal. The most common roof slopes are 1/10 and 1/20, though any practical roof slope is possible as per customers requirement.



## DESIGN CRITERIA:

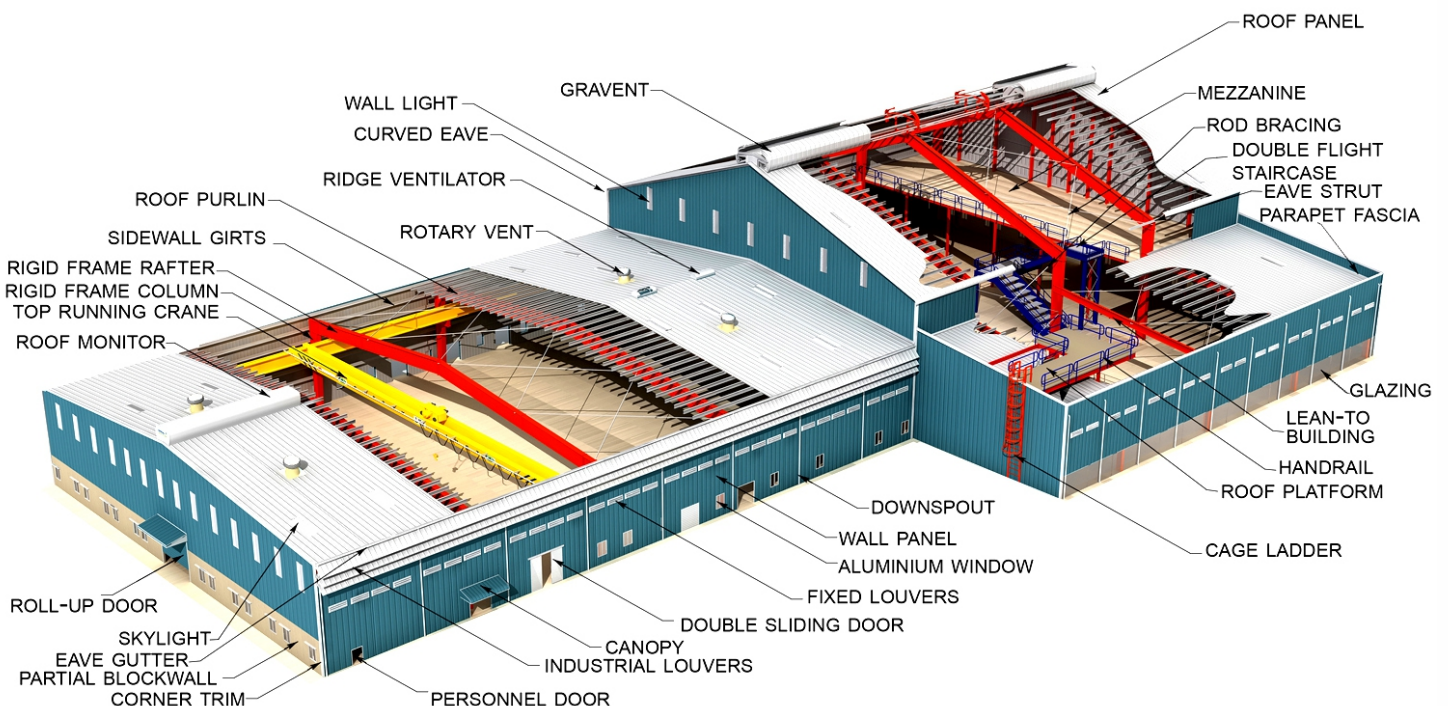
Kamdhenu Build Tec Pre Engineered Steel Buildings are as per the latest design code. We have high qualified team of design engineers with base experience of structural engineering. With the combination of latest software and knowledge, we make the economical and safer designs.

## FOLLOWING ARE THE LIST OF DESIGNS CODE / STANDARDS:

1. IS-800-2007 (Indian Standard- General Construction In Steel - Code Of Practice)
2. IS-875-PART- I TO V (loads And Combinations)
3. IS-1893-2002 Criteria For Earthquake Resistant Design Of Structure (R-5)
4. Metal Building Manufacturer Association (MBMA-2014)
5. American Institute of Steel Construction (AISC)
6. American Welding Society (AWS)



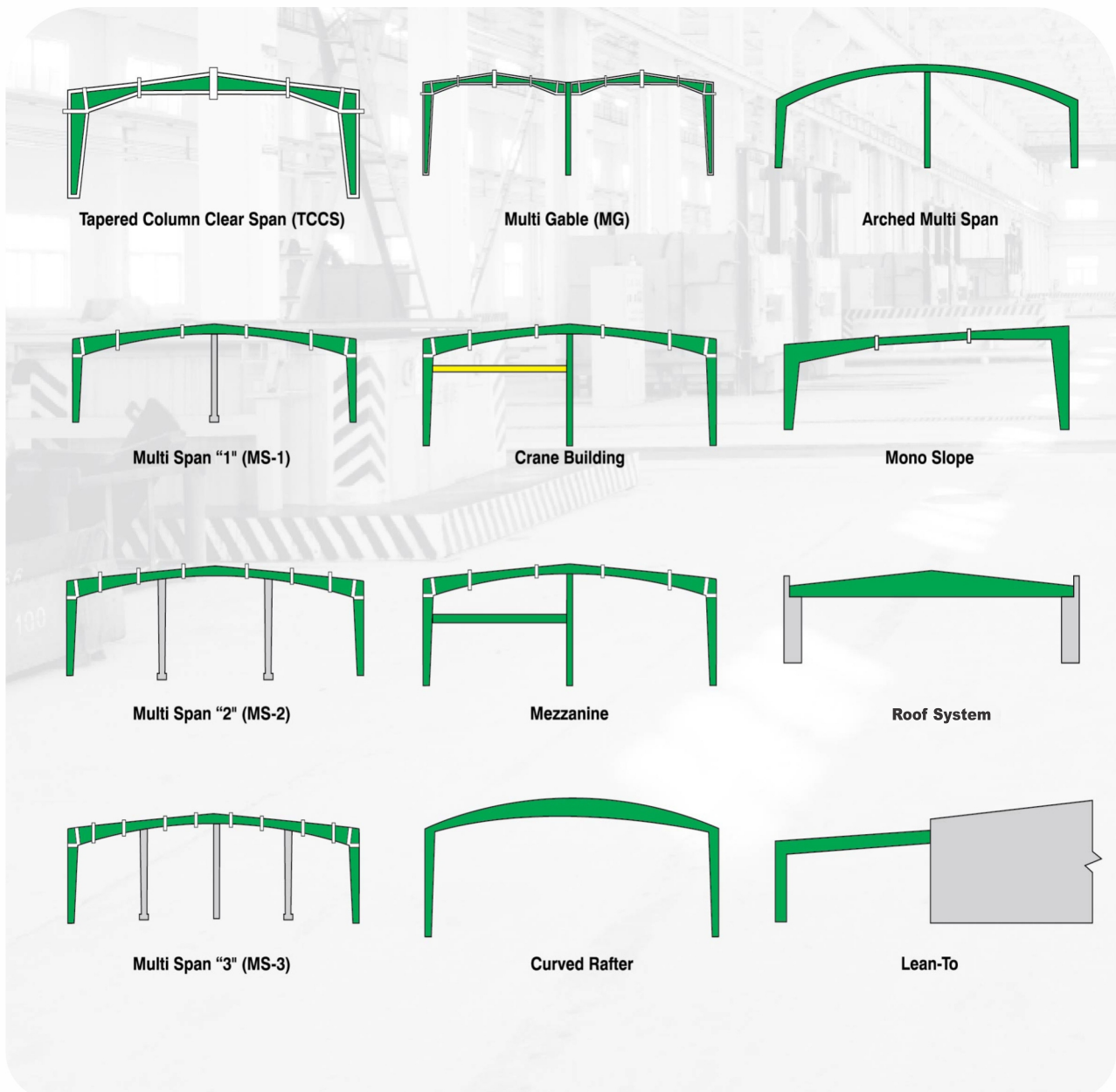
## KAMDHENU BUILD TEC PRE ENGINEERED BUILDINGS



Primary Members are the main load carrying & support members of PEB. It includes columns, rafters & other supporting members. The shape & size of these members are based on application & requirements. The frame is erected by bolting the end plates of connecting sections together.

Mostly used primary members are:

## PRIMARY FRAMING TYPES



# PRIMARY AND SECONDARY MEMBERS

## BUILTUP MEMBER:

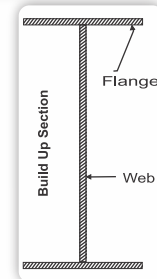
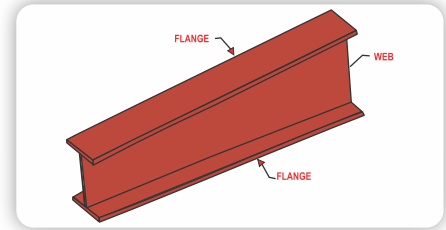
### MATERIAL :

H - Beams are fabricated from high grade steel.

Plates Conforming To IS : 2062, ASTM A572 50, ASTM A570 50, ASTM A572M

Grade 345 Type 1 or equivalent with a minimum yield strength of 34.5kn/sq.cm

and are factory painted with a minimum of 25 microns dft of red oxide primer.



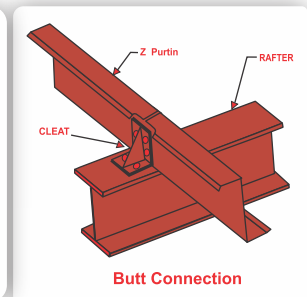
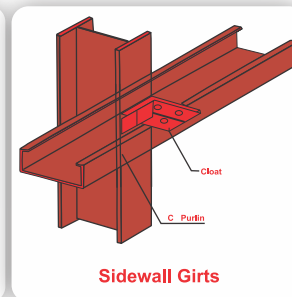
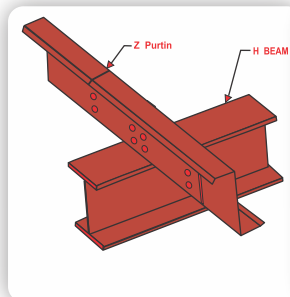
Web Height : 200mm - 1500mm

Web Thickness : 6mm - 32mm

Flange Width : 200 - 800mm

Plate Thickness : 6mm - 32mm

Length : Upto 12000mm



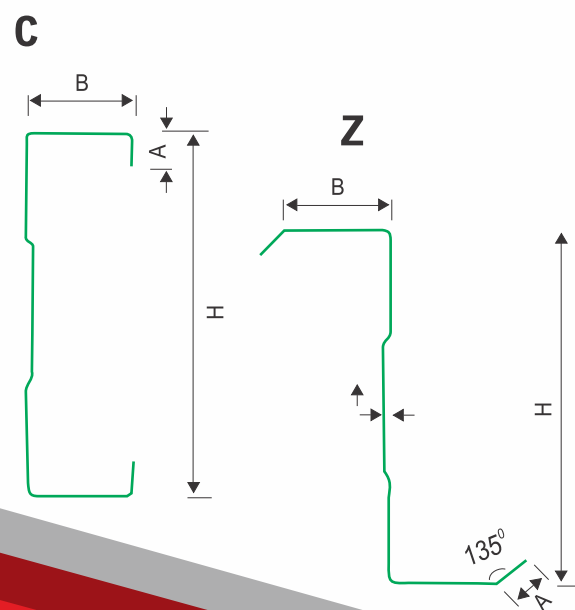
## SECONDARY MEMBERS / COLD FRAMED MEMBERS:

It refers to purlins, girts, eave struts, wind bracing, flange bracing, base angles, clips and other miscellaneous structural parts.

### C - Z PURLINS

#### SPECIFICATION

H	B	A	t
80	45	15	1.6 ~ 2.0
100	45	15	1.6 ~ 2.0
100	50	20	1.6 ~ 2.0
120	50	20	2.0 ~ 2.5
120	60	20	2.0 ~ 2.5
140	50	20	2.0 ~ 2.5
140	60	20	2.0 ~ 2.5
160	60	20	2.0 ~ 2.5
160	70	20	2.0 ~ 2.5
180	60	20	2.0 ~ 2.8
180	70	20	2.0 ~ 2.8
200	70	20	2.0 ~ 2.8
200	80	20	2.5 ~ 3.0
220	70	20	2.5 ~ 3.0
220	80	20	2.5 ~ 3.0
250	70	20	2.5 ~ 3.0
250	80	20	2.5 ~ 3.0
300	70	20	2.5 ~ 3.0
300	80	20	2.5 ~ 3.0





## KAMDHENU MATERIALS

The materials that we use for manufacturing are of high quality Galvalume, PPGI/PPGL, CR, and high tensile steel for Pre-Fab Structures and are sourced from the best manufacturer.

## TECHNICAL SPECIFICATION OF KAMDHENU PRE-COATED G.I. STEEL


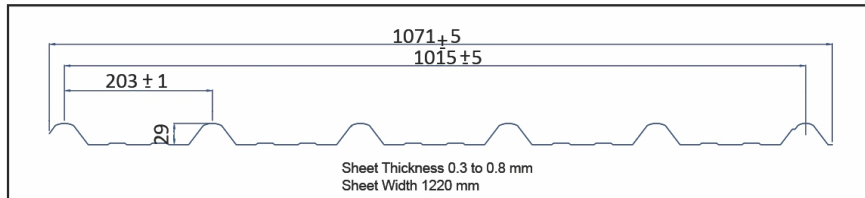
Substrate	:	IS 513 Cold Rolled Steel Coils
Tensile Strength	:	240Mpa-550Mpa
Galvanizing	:	As per IS 277
Zinc Coating	:	120 GSM - 150 GSM
Pre-painting	:	IS 14246
Type of Coating	:	RMP/SMP.
Total Coated Thickness (TCT)	:	0.50mm - 0.80mm

## TECHNICAL SPECIFICATION OF GALVALUME


Substrate	:	55% Aluminum, 43.4% Zinc & 1.6% Silicon
Tensile Strength	:	550Mpa
Coating Standard	:	As per AS 1397-1993
Coating Mass	:	AZ 150
Base Metal	:	High Tensile Steel
Tensile Strength	:	550 Mpa
Total Coated Thickness (TCT)	:	0.47mm - 0.60mm

## KAMDHENU HI-RIB PROFILE ROOFING SYSTEM

Kamdhenu Hi-rib Profile Roofing is manufactured from Pre-painted Galvanized steel (PPGI)/ Al-Zn Alloy coated steel (Bare Galvalume) and Color Coated Al-Zn Alloy coated steel (Color Coated Galvalume) with a cover width of 1015mm, overall width of 1071mm, pitch of 200mm and a crest height of 30mm, with two stiffening ribs in between. Kamdhenu Hi-rib Roofing can be fixed on both roof, wall cladding, any slope and height as per the designers choice.



KAMDHENU HI-RIB PROFILE



KAMDHENU HI-RIB

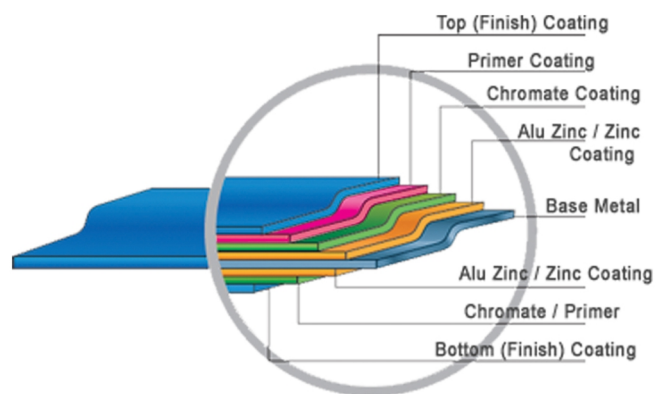


SEAM PROFILE

## SPECIFICATION

DATA TABLE	Thickness of Base Metal (mm)	Thickness of Total Coated (mm)	Mass Per Unit Area (Kg./m <sup>2</sup> )
Galvalume - AZ150, 550MPa (Bare)	0.42	0.47	4.28
Colour Coated Galvalume-AZ150 GSM, 550MPa	0.45	0.50	4.40

## EXCELLENT DURABILITY AND ENDURANCE

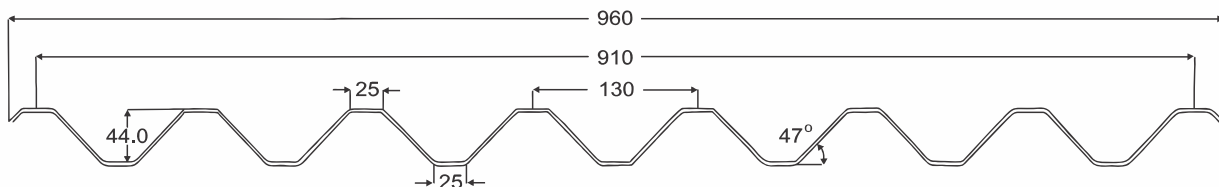


PPGI / PPGL (Specification)

## KAMDHENU DECK SYSTEMS

Kamdhenу Deck can be used as a composite floor system or as a permanent frame work. The fast and simple installation of this high strength platform gives immediate access to a walking platform. It saves considerable construction time which in turn saves overall cost, provide safety and accessibility of the project.

Kamdhenу Deck is cold formed in 44mm depth, 130mm pitch, cover width of 910mm and overall width of 960mm out of galvanized and HR Coils in the thickness of 0.80mm to 2.5mm.



Used in composite design, Kamdhenу Decking System performs as a positive reinforcement and a permanent frame support providing saving in concrete and reinforcement.

Sr.No.	Thickness	Weight	Area	Iyy	Ixx	Zyy	Zxx	Ryy	Rxx
	MM	Kg / m <sup>2</sup>	Cm <sup>2</sup>	Cm <sup>4</sup>	Cm <sup>4</sup>	Cm <sup>3</sup>	Cm <sup>3</sup>	Cm	Cm
1	0.60	6.37	7.39	19.29	5567	8.34	119.71	1.62	27.44
2	0.80	8.50	9.86	25.73	7723	11.08	115.59	1.62	27.44
3	1.00	12.29	12.32	33.38	9278	15.17	194.48	1.61	27.44
4	1.20	12.43	14.73	38.32	11099	16.32	232.49	1.61	27.44
5	1.60	16.57	19.58	50.81	14766	21.41	309.12	1.61	27.44
6	2.00	20.71	24.39	63.02	19398	26.24	384.89	1.60	27.46
7	2.50	25.89	30.49	78.81	19936	32.46	481.06	1.60	27.46

Material	Galvalume	Pre-Coated	Galvanized
Thickness	0.47 - 1.6 mm	0.5 - 1.6 mm	0.45 - 1.6 mm
Coating	Alu-Zn 150 Gsm	Zinc 120 Gsm	Zinc 120 Gsm
Length	Upto 12 Mtr	Upto 12 Mtr	Upto 12 Mtr
Color	As Per Color Shed	As per Color Shed	As per Color Shed
Strength	340 Mpa	240 - 340 Mpa	240 - 700 Mpa



# OUR CLIENTS



ORIENT BELL  
SIKANDRABAD GHAZIABAD



LOTTO SHOES  
BAROTA DISTT. SONIPAT



STOCK HOLDING DOCUMENT  
MANAGEMENT SERVICES LTD.  
MUMBAI



GROFERS  
MURTHAL DISTT. SONIPAT



KHADIMS  
MALLAH MAJRA DISTT. SONIPAT



M/S CENTURY PAPER  
SONIPAT

# APPLICATIONS



**Metro Stations**



**Stadiums**



**Airport Hangers**



**Industrial Sheds**



**Corporate Offices**



**Toll Plazas**

## ACCESSORIES



Nut's & Bolt's



Fixed Louver



Window



Roof Skylight



Wall Light



Insulation



Ridge ventilator



Turbo Ventilators



Roll - Up Door







## KAMDHENU LIMITED

CIN No. L27101HR1994PLC092205

**Registered Office:** 2nd Floor, Tower-A, Building No.9,  
DLF Cyber City Phase-3, Gurgaon-122 002, Haryana

**Ph.:** 0124-4604500 **Fax:** 0124-4218524

**Email:** [info@kamdhenulimited.com](mailto:info@kamdhenulimited.com)

**Website:** [www.kamdhenulimited.com](http://www.kamdhenulimited.com)

follow us on

